



Lesson Activity: Comparing and Contrasting Storyland Characters (TK/ Kindergarten)

Students will use a scavenger hunt handout to learn about the experiences of various characters within Storyland. As students encounter each exhibit they will have an opportunity to express their thoughts and feelings clearly with a partner. Upon visiting each exhibit, teachers are encouraged to stamp or hole-punch each student's handout. Upon return from the field trip, students will compare and contrast two characters from different stories.

Materials:

Scavenger Hunt handout

Small hole-puncher or Stamp

Venn-Diagram Graphic Organizer: Comparing Characters

Standards Covered:

Reading Standards for Literature

RL.3 With prompting and support, identify characters, settings, and major events in a story.

RL.9 With prompting and support, compare and contrast the adventures and experiences of characters in familiar stories.

Writing Standards

W.3 Use a combination of drawing, dictating, and writing to narrate a single event or several loosely linked events, tell about the events in the order in which they occurred, and provide a reaction to what happened.

Speaking and Listening Standards

SL.6 Speak audibly and express thoughts, feelings, and ideas clearly.

Before You Go:

Build your students' background knowledge by reading a Mother Goose story or show a story set to music. As you go, have students identify characters and major events within each story. Students can then draw a picture of their favorite story and either dictate or write out what is happening in the picture. By exposing students to stories they will encounter on their field trip, students will develop prior knowledge necessary to express their ideas.

The following resources can be accessed online:

Poetry Foundation Website includes a list of Mother Goose poems

<http://www.poetryfoundation.org/bio/mother-goose#about>

DLTK Website includes a list of fairytales

<http://www.dltk-teach.com/rhymes/index.htm#Fairy%20Tales/Classic%20Stories>

Mother Goose YouTube Channel

<https://www.youtube.com/user/MotherGooseClub>

ChuChuTV YouTube Channel (English)

<https://www.youtube.com/user/TheChuChuTV>

ChuChuTV YouTube Channel (Spanish)

https://www.youtube.com/channel/UCBbsyG0o_cWlyY46ZRSdYJg



While You're There:

Provide each student with a Storyland Scavenger Hunt handout. Explain to the students that they will be looking for each character. Once the students locate a character, have them turn to a partner and describe what is happening with the character. Allow the students to construct descriptive narratives about what they are seeing. Consider bringing along a small hole-puncher or stamp so when students locate each character, you can reinforce student success by stamping their handout.

When You Get Back:

Lead a class discussion with questions that prompt your students to compare and contrast two (2) different stories. Using a white board, draw a large venn-diagram, where similarities and differences can be recorded.

Question examples: What was each story about? Were there any characters that you would consider "bad guys?" Were there any characters that you would consider "good guys?" Which characters and why? What is something that the characters in each story had in common? How were the characters different?

After the class discussion, explain to students that being able to compare and contrast is important skill that they will begin to learn. Hand each student a copy of the "Comparing Characters" graphic organizer and explain that they will now select two different characters from different stories to compare and contrast. Once the students complete the graphic organizer, they can share their results with a partner.

Storyland Scavenger Hunt

The Three Little Pigs



The Old Woman's Shoe




Humpty Dumpty



Little Boy Blue



The Frog Prince




Little Red Riding Hood



Goldilocks and the 3 Bears




The Pirate Ship



Little Miss Muffet



King Arthur's Castle



Jack and Jill



Hansel and Gretel





Comparing Characters



Good readers make comparisons.

In the chart below, compare and contrast the experiences of two characters from different stories.

