

LCFF Budget Overview for Parents

Local Educational Agency (LEA) Name: Hallmark Charter School

CDS Code: 10-62414-1030766

School Year: 2021-22

LEA contact information:

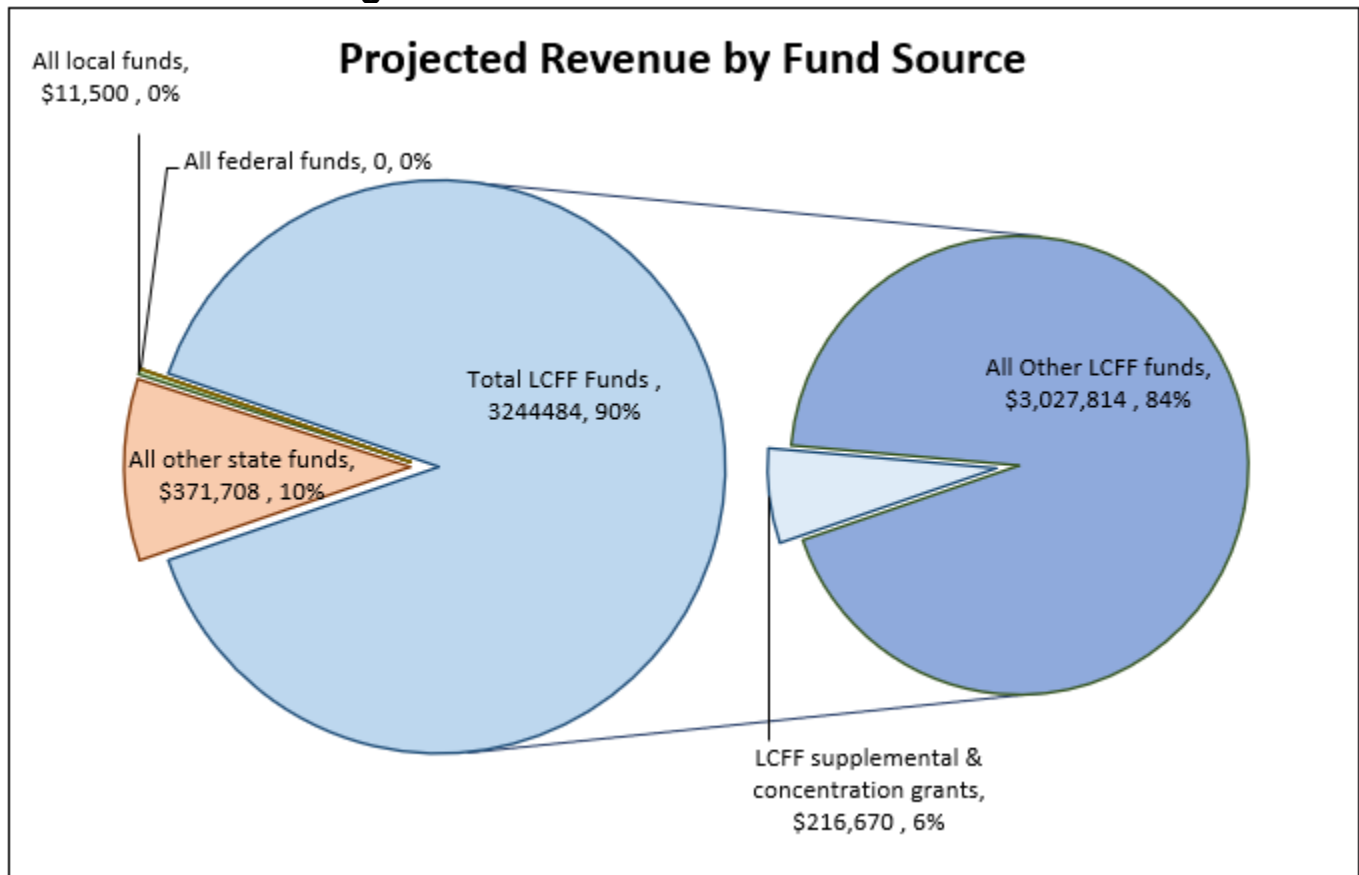
Alfred Sanchez

Director

(559) 524-6521

School districts receive funding from different sources: state funds under the Local Control Funding Formula (LCFF), other state funds, local funds, and federal funds. LCFF funds include a base level of funding for all LEAs and extra funding - called "supplemental and concentration" grants - to LEAs based on the enrollment of high needs students (foster youth, English learners, and low-income students).

Budget Overview for the 2021-22 School Year

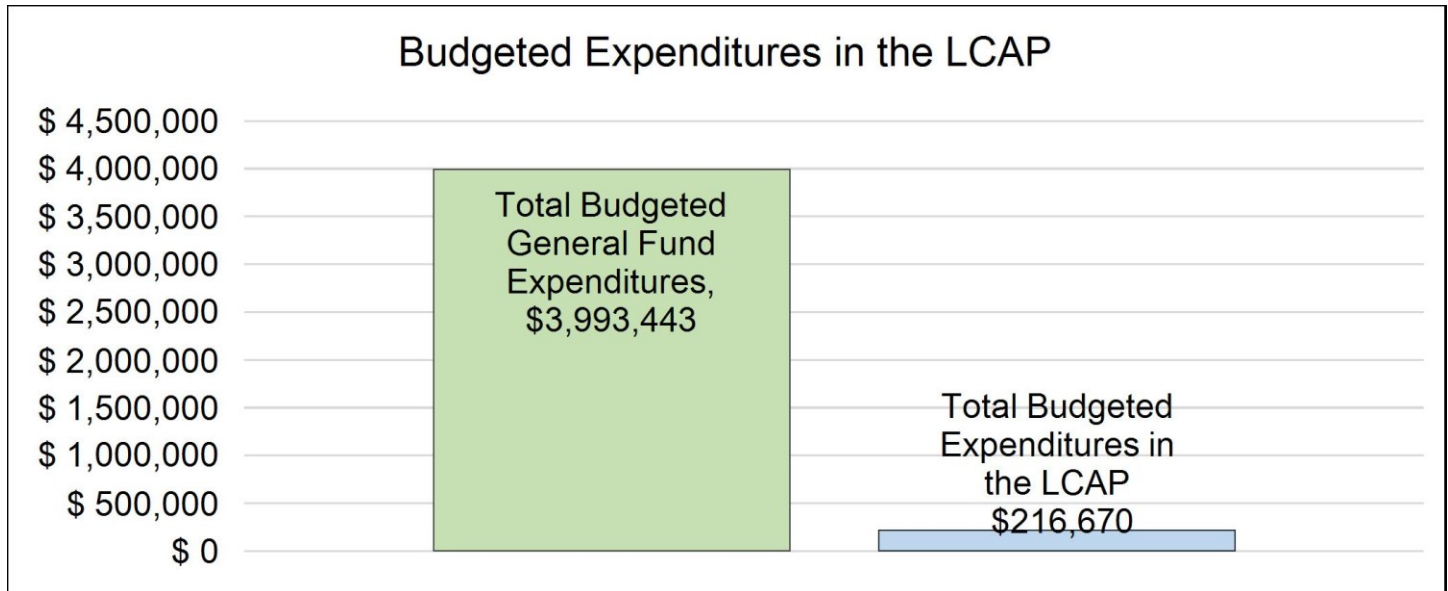


This chart shows the total general purpose revenue Hallmark Charter School expects to receive in the coming year from all sources.

The total revenue projected for Hallmark Charter School is \$3,627,692, of which \$3,244,484 is Local Control Funding Formula (LCFF), \$371,708 is other state funds, \$11,500 is local funds, and \$0 is federal funds. Of the \$3,244,484 in LCFF Funds, \$216,670 is generated based on the enrollment of high needs students (foster youth, English learner, and low-income students).

LCFF Budget Overview for Parents

The LCFF gives school districts more flexibility in deciding how to use state funds. In exchange, school districts must work with parents, educators, students, and the community to develop a Local Control and Accountability Plan (LCAP) that shows how they will use these funds to serve students.



This chart provides a quick summary of how much Hallmark Charter School plans to spend for 2021-22. It shows how much of the total is tied to planned actions and services in the LCAP.

Hallmark Charter School plans to spend \$3,993,443 for the 2021-22 school year. Of that amount, \$216,670 is tied to actions/services in the LCAP and \$3,776,773 is not included in the LCAP. The budgeted expenditures that are not included in the LCAP will be used for the following:

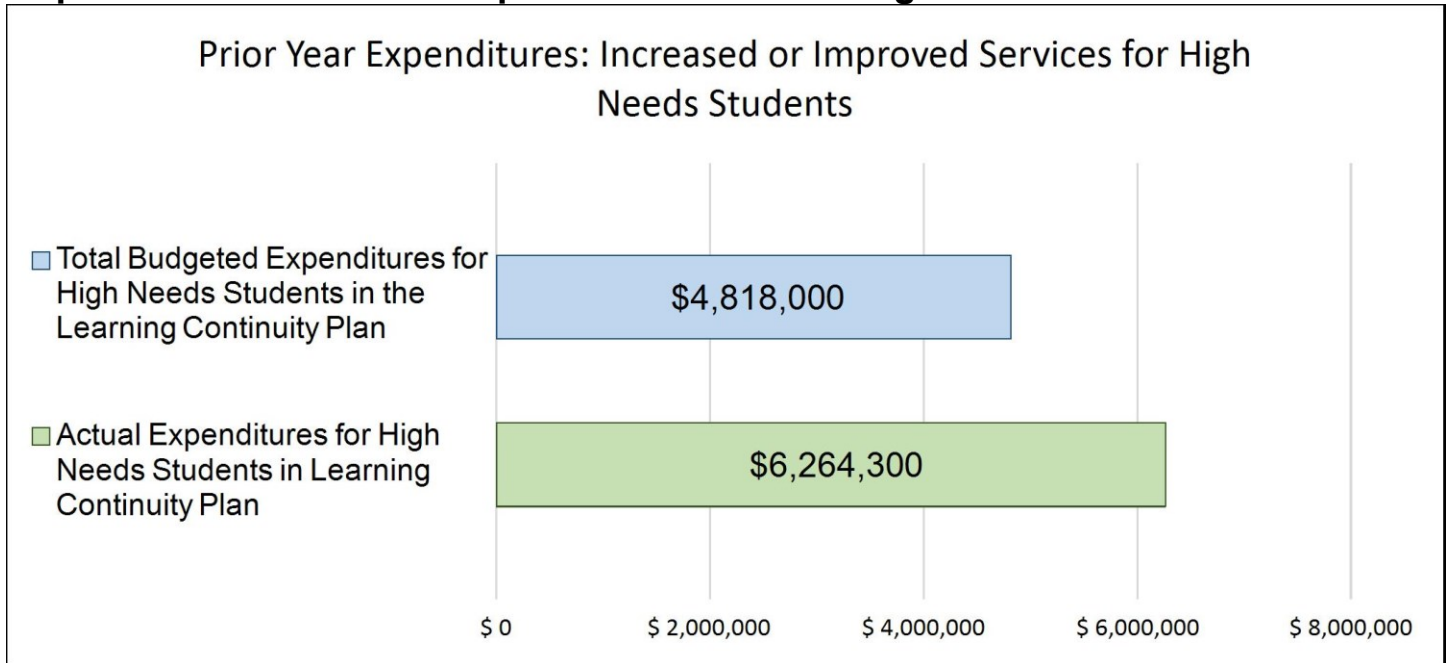
Base Services for Sanger Unified include on-going operating costs to maintain existing programs and services to students such as teachers; administrators; instructional supplies; technology; clerical support; salaries, statutory costs and benefits; co-curricular and extra-curricular programs; Alternative Education; and pupil assessment. On-going operating costs to maintain existing programs and support services to students such as Special Friends, Guidance Learning Specialists, Counselors, Psychologists, Nurses and Health assistants. Provide services to students with Individual Education Plans (IEPs) or otherwise qualifying for special education programs/services. Elementary and Secondary Athletic Programs, including coaches, supplies and equipment, and transportation to and from game venues. Provide initial career technical education courses at high school including supplies, equipment, facilities and some staff. District Operations including Business, Human Resources, Facilities and Grounds Maintenance, Data Management, and other centralized district operations.

Increased or Improved Services for High Needs Students in the LCAP for the 2021-22 School Year

In 2021-22, Hallmark Charter School is projecting it will receive \$216,670 based on the enrollment of foster youth, English learner, and low-income students. Hallmark Charter School must describe how it intends to increase or improve services for high needs students in the LCAP. Hallmark Charter School plans to spend \$216,670 towards meeting this requirement, as described in the LCAP.

LCFF Budget Overview for Parents

Update on Increased or Improved Services for High Needs Students in 2020-21



This chart compares what Hallmark Charter School budgeted last year in the Learning Continuity Plan for actions and services that contribute to increasing or improving services for high needs students with what Hallmark Charter School estimates it has spent on actions and services that contribute to increasing or improving services for high needs students in the current year.

In 2020-21, Hallmark Charter School's Learning Continuity Plan budgeted \$4,818,000 for planned actions to increase or improve services for high needs students. Hallmark Charter School actually spent \$6,264,300 for actions to increase or improve services for high needs students in 2020-21.

Annual Update for Developing the 2021-22 Local Control and Accountability Plan

Annual Update for the 2019–20 Local Control and Accountability Plan Year

LEA Name	Contact Name and Title	Email and Phone
Hallmark Charter School	Alfred Sanchez Director	alfred_sanchez@sangerusd.net (559) 524-6521

The following is the local educational agency's (LEA's) analysis of its goals, measurable outcomes and actions and services from the 2019-20 Local Control and Accountability Plan (LCAP).

Goal 1

Goal 1

The district will provide a high quality educational system to raise the academic achievement of ALL students.

State and/or Local Priorities addressed by this goal:

State Priorities: Priority 1: Basic (Conditions of Learning)

Priority 2: State Standards (Conditions of Learning)

Priority 4: Pupil Achievement (Pupil Outcomes)

Priority 7: Course Access (Conditions of Learning)

Priority 8: Other Pupil Outcomes (Pupil Outcomes)

Local Priorities:

Annual Measurable Outcomes

Expected	Actual
<p>Metric/Indicator</p> <p>1. Students provided sufficient access to standards aligned curricular materials as measured by local indicator self-reflection tool.</p> <p>(Priority 1)</p> <p>19-20</p> <p>100% sufficient access to standard aligned curricular materials</p> <p>Baseline</p> <p>100% sufficient access to standard aligned curricular materials</p> <p>Metric/Indicator</p> <p>2. Implementation of the CA state standards as measured by the state self-reflection tool.</p> <p>(Priority 2)</p> <p>19-20</p>	<p>Goal Met: 100% of students have access to standards aligned curricular materials as measured by local indicator self-reflection tool.</p> <p>Goal Met: Average score of all measures on the state reflection tool is 3.78</p>

Expected	Actual
<p>Positive growth from 2018-19 LCAP data</p> <p>Metric also measures EL access to standards including ELD standards.</p> <p>Baseline Average score of all measures state reflection tool is 3.76</p> <p>Metric/Indicator 3. CAASPP Student Average Distance from Level 3 in English Language Arts (ELA) for all students including applicable Student Groups</p> <p>(Priority 4)</p> <p>19-20 Positive Growth from 2018-19 LCAP data year for all students including applicable Student Groups</p> <p>Baseline CAASPP English Language Arts Average Distance from Level 3</p> <ul style="list-style-type: none"> • ALL - Low (-21.5) • African Am - Low (-33.9) • Asian - Medium (8.1) • EL - Low (-41.9) • Hispanic - Low (-31.9) • Homeless - * • Multiple - High (10.2) • SED <p>Metric/Indicator 4. CAASPP Student Average Distance from Level 3 in Mathematics for all students including applicable Student Groups</p> <p>(Priority 4)</p>	<p>N/A for 19-20 (CAASPP Waived)</p> <p>N/A for 19-20 (CAASPP Waived)</p>

Expected	Actual
<p>19-20 Positive Growth from 2018-19 LCAP data year for all students including applicable Student Groups</p> <p>Baseline CAASPP Mathematics Average Distance from Level 3</p> <ul style="list-style-type: none"> • ALL - Low (-34.6) • African Am - Low (-48) • Asian – High (0.6) • EL - Low (-54) • Hispanic - Low (-46.1) • Homeless - * • Multiple - High (0.9) • SED - Low (-44)< 	
<p>Metric/Indicator 5. A-G Completion rates for all students including applicable Student Groups (Priority 4)</p> <p>19-20 Positive Growth from 2018-19 LCAP for all students including applicable Student Groups</p> <p>Baseline A-G Rates -</p> <p>ALL: 48% African Am: 50% Asian: 75% EL: 45% Hispanic: 44% Homeless: *</p>	<p>19-20 A-G Rates</p> <p>ALL: 48% African Am: 43% Asian: 75% EL: 11% Hispanic: 43% Homeless: * Multiple: * SED: 45% SWD: 6% White: 58%</p> <p>* Not significant number of students in this group</p>

Expected	Actual
<p>Multiple: 60% SED: 45% SWD: * White: 51%</p> <p>* Not significant number of students in this group</p>	
<p>Metric/Indicator</p> <p>6. Career Tech Education Pathway Completion rate for all students including applicable Student Groups (Priority 4)</p> <p>19-20 Positive Growth from 2018-19 LCAP for all students including applicable Student Groups</p> <p>Baseline CTE Completion Rates -</p> <p>ALL: 77% African Am: 68% Asian: 80% EL: 62% Hispanic: 75% Homeless: 50% Multiple: 82% SED: 74% SWD: 62% White: 87%</p>	<p>19-20 CTE Completion Rates -</p> <p>ALL: 96% African Am: * Asian: 97% EL: * Hispanic: 95% Homeless: * Multiple: * SED: 95% SWD: * White: 96%</p> <p>* Not significant number of students in this group</p>
<p>Metric/Indicator</p> <p>7. Advanced Placement pass rate for all students scoring 3 or higher including applicable Student Groups</p>	<p>AP Pass Rates -</p> <p>ALL: 65%</p>

Expected	Actual
<p>(Priority 4)</p> <p>19-20</p> <p>Positive Growth from 2018-19 LCAP for all students including applicable Student Groups</p> <p>Baseline</p> <p>AP Pass Rates -</p> <p>ALL: 52%</p> <p>African Am: *</p> <p>Asian: 45%</p> <p>EL: *</p> <p>Hispanic: 50%</p> <p>Homeless: *</p> <p>Multiple: *</p> <p>SED: 50%</p> <p>SWD: *</p> <p>White: 66%</p> <p>* Not significant number of students in this group</p>	<p>African Am: *</p> <p>Asian: *</p> <p>EL: *</p> <p>Hispanic: *</p> <p>Homeless: *</p> <p>Multiple: *</p> <p>SED: *</p> <p>SWD: *</p> <p>White: *</p> <p>* Not significant number of students in this group</p>
<p>Metric/Indicator</p> <p>8. Early Assessment Program English Language Arts (ELA) pass rate for students meeting Conditionally Ready or higher status for all students including applicable Student Groups.</p> <p>(Priority 4)</p> <p>19-20</p> <p>Positive Growth from 2018-19 LCAP Baseline for all students including applicable Student Group</p> <p>Baseline</p> <p>EAP ELA Rates ELA</p>	<p>N/A for 19-20 (CAASPP Waived)</p>

Expected	Actual
<p>Ready and Conditionally Ready</p> <p>ALL: 56% African Am: * Asian: 82% EL: 2% Hispanic: 50% Homeless: * Multiple: * SED: 52% SWD: 11% White: 70%</p> <p>* Not significant number of students in t</p>	
<p>Metric/Indicator</p> <p>9. Early Assessment Program Mathematics pass rate for students meeting Conditionally Ready or higher status for all students including applicable Student Groups.</p> <p>(Priority 4)</p> <p>19-20</p> <p>Positive Growth from 2018-19 LCAP Baseline for all students including applicable Student Group</p> <p>Baseline</p> <p>EAP Mathematic Rates</p> <p>Ready and Conditionally Ready</p> <p>ALL: 22% African Am: * Asian: 43% EL: 0% Hispanic: 15% Homeless: *</p>	<p>N/A for 19-20 (CAASPP Waived)</p>

Expected	Actual
<p>Multiple: * SED: 17% SWD: 3% White: 32%</p> <p>* Not significant number of students in</p>	
<p>Metric/Indicator 10. Student access to a broad course of study as measured by the analysis of school site master schedule (Priority 7)</p> <p>19-20 100% access to a broad course of study</p> <p>Baseline 100% access to a broad course of study</p>	<p>100% access to a broad course of study</p>
<p>Metric/Indicator 11. Other Pupil Outcome - Student Met or Exceeded rate on SUSD TK-2 District Progress Assessments in English Language Arts (ELA) and CDE Interim Comprehensive Assessments for English Language Arts (ELA) (Priority 8)</p> <p>19-20 Positive Growth from 2018-19 LCAP Baseline for all students including applicable Student Group</p> <p>Baseline TK-2 DPA ELA Mastery Rates</p>	<p>DPA (District Waived)</p>

Expected	Actual
<p>ALL: 94% African Am: * Asian: 98% EL: 90% Hispanic: 93% Homeless: * Multiple: * SED: 90% SWD: 60% White: 96%</p> <p>* Not significant number of students in this group</p> <p>Metric/Indicator 12. Other Pupil Outcome - Student Met or Exceeded rate on SUSD TK-2 District Progress Assessments in Mathematics and CDE Interim Comprehensive Assessments for Mathematics (Priority 8)</p> <p>19-20 Positive Growth from 2018-19 LCAP for all students including applicable Student Groups</p> <p>Baseline TK-2 DPA Math Mastery Rates</p> <p>ALL: 73.6% African Am: * Asian: 78.7% EL: 60.6% Hispanic: 50% Homeless: * Multiple: * SED: 54.0% SWD: 29.5%</p>	<p>DPA (District Waived)</p>

Expected	Actual
White: 81.5%	
* Not significant number of students in this group	

Actions / Services

Planned Actions/Services	Budgeted Expenditures	Actual Expenditures
<p>Base Services</p> <p>On-going operating costs to maintain existing programs and services to students such as teachers; administrators; instructional supplies; technology; clerical support; salaries, statutory costs and benefits; co-curricular and extra-curri</p>	<p>0000: Unrestricted Base \$54,000,000</p> <p>0000: Unrestricted Base \$90,000</p>	<p>0000: Unrestricted Base 62,266,412.19</p>
<p>Additional Programs</p> <p>On-going operating costs to maintain existing programs and support services to students such as Special Friends, Guidance Learning Specialists, Counselors, Psychologists, Nurses and Health assistants. Pupil Transportation is also</p>	<p>0000: Unrestricted Base \$10,850,000</p>	<p>0000: Unrestricted Base 7,843,442.00</p>
<p>Special Education</p> <p>Provide services to students with Individual Education Plans (IEPs) or otherwise qualifying for special education programs/services.</p> <p>Transfer LCFF funding to Fresno County Office of Education for County-educated students.</p>	<p>0000: Unrestricted Base \$4,200,000</p> <p>0000: Unrestricted Base \$750,000</p>	<p>0000: Unrestricted Base 4,139,198.20</p> <p>0000: Unrestricted Base 611,279.00</p>
<p>Athletics and VROP</p> <p>Elementary and Secondary Athletic Programs, including coaches, supplies and equipment, and transportation to and from game venues</p> <p>Provide initial career technical education courses at high school including supplies, equipme</p>	<p>0000: Unrestricted Base \$2,500,000</p> <p>0000: Unrestricted Base \$900,000</p>	<p>0000: Unrestricted Base 1,328,432.84</p> <p>0000: Unrestricted Base 1,093,150.41</p>

Planned Actions/Services	Budgeted Expenditures	Actual Expenditures
Administrative Services District Operations including Business, Human Resources, Facilities and Grounds Maintenance; Data Management, and other centralized district operations	0000: Unrestricted Base \$16,400,000	0000: Unrestricted Base 19,089,251.70
Additional School Site Allocation Sanger Unified's CA School Dashboard ELA and Mathematics Performance Indicators shows improvement is needed with respect to our English Learners and Socioeconomically Disadvantaged Students. Our CAASPP unduplicated p	1000-1999: Certificated Personnel Salaries Local Supplemental/Concentration \$1,100,000	1000-1999: Certificated Personnel Salaries Local Supplemental/Concentration 462,762.15 4000-4999: Books And Supplies Local Supplemental/Concentration 316,545.26 5000-5999: Services And Other Operating Expenditures Local Supplemental/Concentration 200,895.96 2000-2999: Classified Personnel Salaries Local Supplemental/Concentration 196,227.58 6000-6999: Capital Outlay Local Supplemental/Concentration 3066.28
Technology Sanger Unified's CA School Dashboard ELA and Mathematics Performance Indicators shows improvement is needed with respect to our English Learners and Socioeconomically Disadvantaged Students. Our CAASPP unduplicated pupil data indicators sh	N/A Not Applicable \$0 2000-2999: Classified Personnel Salaries Local Supplemental/Concentration \$730,000	5000-5999: Services And Other Operating Expenditures Local Supplemental/Concentration - 36.80 2000-2999: Classified Personnel Salaries Local Supplemental/Concentration 723,641.75
Early Literacy Sanger Unified's CA School Dashboard ELA and Mathematics Performance Indicators shows improvement is needed with respect to	1000-1999: Certificated Personnel Salaries Local	1000-1999: Certificated Personnel Salaries Local

Planned Actions/Services	Budgeted Expenditures	Actual Expenditures
<p>our English Learners and Socioeconomically Disadvantaged Students. Our CAASPP unduplicated pupil data indicator</p>	<p>Supplemental/Concentration \$1,491,416</p> <p>Not Applicable \$0</p>	<p>Supplemental/Concentration 1,535,961.20</p> <p>4000-4999: Books And Supplies Local Supplemental/Concentration 8,202.61</p>
<p>College and Career Readiness Skills Sanger Unified's CA School Dashboard ELA and Mathematics Performance Indicators shows improvement is needed with respect to our English Learners and Low Income Students. Our CAASPP unduplicated pupil data indicator</p>	<p>2000-2999: Classified Personnel Salaries Local Supplemental/Concentration \$725,000</p>	<p>2000-2999: Classified Personnel Salaries Local Supplemental/Concentration 735,355.52</p> <p>5000-5999: Services And Other Operating Expenditures Local Supplemental/Concentration 97.71</p>
<p>4000-4999: Books And Supplies Local Supplemental/Concentration \$65,000</p>	<p>5000-5999: Services And Other Operating Expenditures Local Supplemental/Concentration \$45,000</p>	<p>5000-5999: Services And Other Operating Expenditures Local Supplemental/Concentration 21,710.91</p> <p>4000-4999: Books And Supplies Local Supplemental/Concentration 99,144.28</p>
<p>5000-5999: Services And Other Operating Expenditures Local Supplemental/Concentration \$30,000</p>	<p>1000-1999: Certificated Personnel Salaries Local Supplemental/Concentration \$1,408,135</p>	<p>7000-7439: Other Outgo Local Supplemental/Concentration 691,519.89</p> <p>1000-1999: Certificated Personnel Salaries Local Supplemental/Concentration 445,183.77</p>
<p>5000-5999: Services And Other Operating Expenditures Local Supplemental/Concentration \$10,000</p>		

Planned Actions/Services	Budgeted Expenditures	Actual Expenditures
<p>Professional Learning Sanger Unified's CA School Dashboard ELA and Mathematics Performance Indicators shows improvement is needed with respect to our English Learners and Socioeconomically Disadvantaged Students. Our CAASPP unduplicated pupil data in</p>	<p>4000-4999: Books And Supplies Local Supplemental/Concentration \$70,000 4000-4999: Books And Supplies Local Supplemental/Concentration \$1,363,047</p>	<p>1000-1999: Certificated Personnel Salaries Local Supplemental/Concentration 723,229.77 2000-2999: Classified Personnel Salaries Local Supplemental/Concentration 118,525.51 4000-4999: Books And Supplies Local Supplemental/Concentration 56,462.67</p>
<p>Enrichment Sanger Unified's State Assessment ELA & mathematics performance indicators show improvement is needed with respect to English Learners, SED and Homeless subgroups. Our Dashboard indicates "Low" level performance for all three subgroups As</p>	<p>1000-1999: Certificated Personnel Salaries Local Supplemental/Concentration \$32,500 1000-1999: Certificated Personnel Salaries Local Supplemental/Concentration \$10,000 1000-1999: Certificated Personnel Salaries Local Supplemental/Concentration \$370,000</p>	<p>5000-5999: Services And Other Operating Expenditures Local Supplemental/Concentration 73,616.16</p>
<p>Enrichment Sanger Unified's State Assessment ELA & mathematics performance indicators show improvement is needed with respect to English Learners, SED and Homeless subgroups. Our Dashboard indicates "Low" level performance for all three subgroups As</p>	<p>1000-1999: Certificated Personnel Salaries Local Supplemental/Concentration \$50,000 1000-1999: Certificated Personnel Salaries Local Supplemental/Concentration \$215,000</p>	<p>1000-1999: Certificated Personnel Salaries Local Supplemental/Concentration 293,778.99 4000-4999: Books And Supplies Local Supplemental/Concentration 31,916.62</p>

Planned Actions/Services	Budgeted Expenditures	Actual Expenditures
<p>Removed Action and combined with College and Career Readiness Action</p>	<p>5000-5999: Services And Other Operating Expenditures Local Supplemental/Concentration \$60,062 4000-4999: Books And Supplies Local Supplemental/Concentration \$40,000 5000-5999: Services And Other Operating Expenditures Local Supplemental/Concentration \$180,000</p>	<p>5000-5999: Services And Other Operating Expenditures Local Supplemental/Concentration 90,077.82 2000-2999: Classified Personnel Salaries Local Supplemental/Concentration 133,524.55</p>
<p>Library/Media Services Sanger Unified's State Assessment ELA performance indicators show improvement is needed with respect to English Learners, SED and Homeless subgroups. Our Dashboard indicates "Low" level performance for all three subgroups As a</p>	<p>N/A Not Applicable \$0 2000-2999: Classified Personnel Salaries Local Supplemental/Concentration \$5,200 Not Applicable 0 4000-4999: Books And Supplies Local Supplemental/Concentration \$25,664</p>	<p>2000-2999: Classified Personnel Salaries Local Supplemental/Concentration 19,177.10 4000-4999: Books And Supplies Local Supplemental/Concentration 26,958.60</p>
<p>Class Size Reduction Sanger Unified's CA School Dashboard ELA and Mathematics Performance Indicators shows improvement is needed with respect to our English Learners and Socioeconomically Disadvantaged Students. Our CAASPP unduplicated pupil data ind</p>	<p>1000-1999: Certificated Personnel Salaries Local Supplemental/Concentration \$6,550,000</p>	<p>1000-1999: Certificated Personnel Salaries Local Supplemental/Concentration 6,547,018.13</p>

Goal Analysis

A description of how funds budgeted for Actions/Services that were not implemented were used to support students, families, teachers, and staff.

All the Actions/Services were implemented with some limitations due to the safety protocols of COVID 19. Funds were used to support students, families and teachers through the distance learning process.

A description of the successes and challenges in implementing the actions/services to achieve the goal.

School Site Allocation

The entire action was fully implemented at each site and as a district. Site expenditures focused on low-income pupils, English Learners, Re-designated Fluent English Proficient Pupils, and Foster Youth, and other subgroups iden

Goal 2

Goal 2

The district will provide a high quality educational system for all students focusing on high academic rigor with a Multi-Tiered System with a focus on narrowing the achievement gap for all Student Groups.

State and/or Local Priorities addressed by this goal:

State Priorities: Priority 4: Pupil Achievement (Pupil Outcomes)

Priority 5: Pupil Engagement (Engagement)

Priority 8: Other Pupil Outcomes (Pupil Outcomes)

Local Priorities:

Annual Measurable Outcomes

Expected	Actual
<p>Metric/Indicator 13. English Learners making annual growth as measured by CELDT/ELPAC annual growth data (Priority 4)</p> <p>19-20 Positive Growth from 2018-19</p> <p>Baseline No AMAO 1 for 2016, However: 59.97% percent EL students made progress on CELDT</p> <p>No AMAO 2 for 2016, However: 31.3% EL students proficient on CELDT for students less than 5 years 46.3 % EL students proficient on CELDT for students great</p>	<p>Dashboard Waived 19-20 ELPI</p>
<p>Metric/Indicator 14. English Learner Reclassification rate</p>	<p>English Learner Reclassification rate 20.2%</p>

Expected	Actual
<p>(Priority 4)</p> <p>19-20 Maintain reclassification rate</p> <p>Baseline English Learner Reclassification rate 13.3%</p> <p>Metric/Indicator 15. Middle school dropout rates for all and applicable Student Groups</p> <p>(Priority 5)</p> <p>19-20 Maintain Middle School Dropout rate for All students and applicable Student Groups.</p> <p>Baseline 0% for All and Student Groups</p> <p>Metric/Indicator 16. High school dropout rates for all and applicable Student Groups</p> <p>(Priority 5)</p> <p>19-20 Meet or be lower than the state and county rates for all and applicable Student Groups</p> <p>Baseline High School Dropout Rates</p> <p>ALL: 3.1% African Am: 0% Asian: 0% EL: 4%</p>	<p>0% for All and Student Groups</p> <p>High School Dropout Rates</p> <p>ALL: 3.4% African Am: 0% Asian: 0% EL: 4% Hispanic: 3.6% Homeless: * Multiple: * SED: 3.6% SWD: * White: *</p> <p>* Not significant number of students in this group</p>

Expected

Actual

Hispanic: 2.9%
Homeless: *
Multiple: 16.7%
SED: 3.3%
SWD: 6.4%
White: 5.6%

* Not significant number of students in this group

Metric/Indicator

17. High school graduation rates for all and applicable Student Groups

(Priority 5)

19-20

Meet or be higher than the state and county rates for all and applicable Student Groups

Baseline

High School Graduation Rates

ALL: 95.5%
African Am: 100%
Asian: 98.3%
EL: 93.3%
Hispanic: 95.7%
Homeless: *
Multiple: 83.3%
SED: 95.3%
SWD: 78.7%
White: 92.2%

* Not significant number of students in t

High School Graduation Rates

ALL: 95.6%
African Am: 93.8%
Asian: 96.5%
EL: 86.2%
Hispanic: 95.3%
Homeless: *
Multiple: *
SED: 95%
SWD: 81.1%
White: 96.1%

* Not significant number of students in this g

Expected	Actual
<p>Metric/Indicator</p> <p>18. Locally defined Sanger Pledge/Central Valley Promise rate of:</p> <ul style="list-style-type: none"> • GPA 2.7 or better • No D/F in Math/English Language Arts/Science/Social Studies • Attendance rate of 96% or better • No suspensions <p>(Priority 8)</p> <p>19-20</p> <p>Positive Growth from 2018-19 for all and applicable Student Groups</p> <p>Baseline</p> <p>Sanger Pledge/Central Valley Promise Rates</p> <p>ALL: 48.4%</p> <p>African Am: 55.0%</p> <p>Asian: 71.7%</p> <p>EL: 25.7%</p> <p>Hispanic: 47.3%</p> <p>Homeless: 28.1%</p> <p>Multiple: 58.6%</p> <p>SED: 49.4%</p> <p>SWD: 21.2%</p> <p>White: 57.7%</p>	<p>2019-2020 Sanger Pledge/Central Valley Promise Rates</p> <p>ALL: 54.0%</p> <p>African Am: 51.4%</p> <p>Asian: 64.5%</p> <p>EL: 35.3%</p> <p>Hispanic: 49.2%</p> <p>Homeless: *</p> <p>Multiple: 71.7%</p> <p>SED: 50.7%</p> <p>SWD: 42.2%</p> <p>White: 66.9%</p>

Actions / Services

Planned Actions/Services	Budgeted Expenditures	Actual Expenditures
<p>Academic Intervention and Support</p> <p>Sanger Unified's CA School Dashboard ELA and Mathematics Performance Indicators shows improvement is needed with respect to our English Learners and Socioeconomically Disadvantaged Students. Our CAASPP unduplica</p>	<p>1000-1999: Certificated Personnel Salaries Local Supplemental/Concentration \$100,000</p> <p>5000-5999: Services And Other Operating Expenditures Local Supplemental/Concentration \$1,163,000</p> <p>Not Applicable \$0</p>	<p>1000-1999: Certificated Personnel Salaries Local Supplemental/Concentration 66,058.13</p> <p>5000-5999: Services And Other Operating Expenditures Local Supplemental/Concentration 729,568.88</p> <p>1000-1999: Certificated Personnel Salaries Local Supplemental/Concentration 44,306.92</p> <p>2000-2999: Classified Personnel Salaries Local Supplemental/Concentration 811,177.43</p> <p>4000-4999: Books And Supplies Local Supplemental/Concentration 57,651.82</p> <p>1000-1999: Certificated Personnel Salaries Local Supplemental/Concentration 1,252,247.50</p> <p>5000-5999: Services And Other Operating Expenditures Local Supplemental/Concentration 12,661.62</p> <p>Dept 9005 5000-5999: Services And Other Operating Expenditures Local Supplemental/Concentration 923.37</p>

Planned Actions/Services	Budgeted Expenditures	Actual Expenditures
<p>Sanger Unified's CA School Dashboard ELA and Mathematics Performance Indicators shows improvement is needed with respect to our English Learners and Socioeconomically Disadvantaged Students. Our CAASPP unduplicated pupil data indicators show that English</p>	<p>1000-1999: Certificated Personnel Salaries Local Supplemental/Concentration \$450,000</p> <p>1000-1999: Certificated Personnel Salaries Local Supplemental/Concentration \$100,000</p> <p>4000-4999: Books And Supplies Local Supplemental/Concentration \$10,000</p> <p>1000-1999: Certificated Personnel Salaries Local Supplemental/Concentration \$250,000</p> <p>1000-1999: Certificated Personnel Salaries Local Supplemental/Concentration \$87,500</p> <p>2000-2999: Classified Personnel Salaries Local Supplemental/Concentration \$70,000</p>	<p>1000-1999: Certificated Personnel Salaries Local Supplemental/Concentration 457,240.18</p> <p>1000-1999: Certificated Personnel Salaries Local Supplemental/Concentration 104,054.17</p> <p>4000-4999: Books And Supplies Local Supplemental/Concentration 6985.05</p> <p>1000-1999: Certificated Personnel Salaries Local Supplemental/Concentration 257,938.60</p> <p>1000-1999: Certificated Personnel Salaries Local Supplemental/Concentration 101,000.00</p> <p>2000-2999: Classified Personnel Salaries Local Supplemental/Concentration 62,058.45</p> <p>5000-5999: Services And Other Operating Expenditures Local Supplemental/Concentration 316.00</p>

Goal Analysis

A description of how funds budgeted for Actions/Services that were not implemented were used to support students, families, teachers, and staff.

All the Actions/Services were implemented with some limitations due to the safety protocols of COVID 19. Funds were used to support students, families and teachers through the distance learning process.

A description of the successes and challenges in implementing the actions/services to achieve the goal.

Academic Intervention and Supports

Provided after school programs at Sanger High, Sequoia, and Quail Lake School, and additional funds for Washington Academic Middle School. Math RTI pilots were in year two of piloting software in five elementary scho

Goal 3

Goal 3

The District will operate with increasing efficiency and effectiveness in all areas of operation promoting a safe school environment.

State and/or Local Priorities addressed by this goal:

State Priorities:

Priority 1: Basic (Conditions of Learning)

Priority 3: Parental Involvement (Engagement)

Priority 5: Pupil Engagement (Engagement)

Priority 6: School Climate (Engagement)

Local Priorities:

Annual Measurable Outcomes

Expected	Actual
<p>Metric/Indicator</p> <p>19. Properly Credentialed teachers as measured by Misassignments of teachers of English Learners, total teacher misassignments and vacant teacher positions (Priority 1)</p> <p>19-20</p> <p>Maintain and/or improve levels</p> <p>Baseline</p> <p>Properly Credentialed Teacher 86.5% (2015-16 Highly Qualified in core academic subjects. Misassignments of teachers of English Learner - 0 Total teacher misassignments - 0 Vacant teacher positions - 2</p> <p>Metric/Indicator</p> <p>20. Facilities maintained through the Facilities Inspection Tool</p>	

Expected	Actual
<p>(Priority 1)</p> <p>19-20 Maintain above 95%</p> <p>Baseline Facilities Inspection Tool 2015-16 97.8%</p>	
<p>Metric/Indicator 21. Parent involvement through the local indicator tool (Priority 3)</p> <p>19-20 Maintain above 80% on parent survey</p> <p>Baseline Maintain Parent Involvement above 80% as measured by Parent Survey - 82.5%</p>	<p>Not Available for 2019-2020</p>
<p>Metric/Indicator 22. Student attendance rates for all and applicable Student Groups (Priority 5)</p> <p>19-20 Maintain above 95% for all and applicable Student Groups</p> <p>Baseline Student Attendance Rates</p> <p>ALL: 95.6% African Am: 95.2% Asian: 97.6%</p>	<p>2019-2020 Student Attendance Rates</p> <p>ALL: 96.9% African Am: 97.1% Asian: 98.0% EL: 97.1% Hispanic: 96.6% Homeless: 93.7% Multiple: 97.8% SED: 97.1% SWD: 95.7% White: 97.1%</p>

Expected	Actual
<p>EL: 95.5% Hispanic: 95.1% Homeless: 93% Multiple: 97.2% SED: 95.2% SWD: 93% White: 96.6%</p> <p>Metric/Indicator 23. Chronic absenteeism rates for all and applicable Student Groups (Priority 5)</p> <p>19-20 Maintain and/or improve levels for all and applicable Student Groups</p> <p>Baseline Chronic Absenteeism Rates</p> <p>ALL: 7.26% African Am: 7.9% Asian: 3.6% EL: 6.31% Hispanic: 7.9% Homeless: 28.4% Multiple: 3% SED: 7.3% SWD: 15.6% White: 7.3%</p>	<p>Chronic Absenteeism Rates 18-19 (19-20 Data not Valid for Reporting)</p> <p>ALL: 7.5% African Am: 11.7% Asian: 2.5% EL: 6.5% Hispanic: 8.7% Homeless: 25.0% Multiple: 3% SED: 8.8% SWD: 11.2% White: 5.6%</p>

Expected	Actual
<p>Metric/Indicator 24. Student suspension rates for all and applicable Student Groups (Priority 6)</p> <p>19-20 Maintain and/or improve levels for all and applicable Student Groups</p> <p>Baseline Suspension Rates - 2015</p> <p>ALL: 4.2% African Am: 7.2% Asian: 1.5% EL: 2.7% Hispanic: 4.8% Homeless: * Multiple: 1.6% SED: 4.1% SWD: 8.2% White: 3.1%</p>	<p>Suspension Rates - 2020</p> <p>ALL: 2.1% African Am: *% Asian: *% EL: 2.7% Hispanic: 2.5% Homeless: * Multiple: *% SED: 2.5% SWD: 2.7% White: *%</p>
<p>Metric/Indicator 25. Student expulsion rates for all and applicable Student Groups (Priority 6)</p> <p>19-20 Maintain levels for All and applicable Student Groups at or below All student</p> <p>Baseline Student Expulsion Rates</p>	<p>0% for All and Student Groups</p>

Expected	Actual
<p>ALL: 0.18% African Am: 0% Asian: 0% EL: 0.04% Hispanic: 0.25% Homeless: 0% Multiple: 0% SED: 0.2% SWD: 0.8% White: 0.06%</p> <p>Metric/Indicator 26. School climate from locator indicator tool (Priority 6)</p> <p>19-20 Maintain data from local indicator toolool</p> <p>Baseline From CHKS:</p> <p>5th Grade School Engagement and Supports - All sub-areas High School Safety - 83% Disciplinary Environment - 90% Lifetime Substance Abuse - 2%</p> <p>7th/9th/11th Grade School Engagement and Supports - All su</p>	

Actions / Services

Planned Actions/Services	Budgeted Expenditures	Actual Expenditures
<p>Facilities</p> <p>The CA Dashboard the Sanger Unified student suspension rates show a Medium and Yellow (3.9%) for All students, Low and Green (2.4%) for English Learners, and a Medium and Orange (10%) level for Socioeconomically Disadvantaged students. The</p> <p>Additional Transportation</p> <p>The Sanger Unified School District is committed to providing quality education to its students; and student school attendance is vital to a student's academic success. In addition, the Sanger Unified attendance rate is high</p>	<p>6000-6999: Capital Outlay Local Supplemental/Concentration \$600,000</p> <p>2000-2999: Classified Personnel Salaries Local Supplemental/Concentration \$2,030,000</p>	<p>6000-6999: Capital Outlay Local Supplemental/Concentration 3,265,846.37</p> <p>2000-2999: Classified Personnel Salaries Local Supplemental/Concentration 1,954,795.18</p>

Goal Analysis

A description of how funds budgeted for Actions/Services that were not implemented were used to support students, families, teachers, and staff.

All the Actions/Services were implemented with some limitations due to the safety protocols of COVID 19. Funds were used to support students, families and teachers through the distance learning process.

A description of the successes and challenges in implementing the actions/services to achieve the goal.

Facilities

The District will operate with increasing efficiency and effectiveness in all areas of operation promoting a safe school environment.

The Sanger Unified School District is committed to providing quality education to its students that in

Annual Update for the 2020–21 Learning Continuity and Attendance Plan

The following is the local educational agency's (LEA's) analysis of its 2020-21 Learning Continuity and Attendance Plan (Learning Continuity Plan).

In-Person Instructional Offerings

Actions Related to In-Person Instructional Offerings

Description	Total Budgeted Funds	Estimated Actual Expenditures	Contributing
In order to provide a safe environment, work stations will adhere to physical distancing requirements. Work stations will include plexiglass partitions and safety precautions will be adhered to including proper PPE and cleaning supplies.	\$350,000	1,111,000	No
Signage includes messages regarding: Social distancing, Face mask signs, Self screening questions, and proper hand washing steps.	\$60,000	83,000	No

A description of any substantive differences between the planned actions and/or budgeted expenditures for in-person instruction and what was implemented and/or expended on the actions.

Sanger Unified contributed substantial resources to the safety of the in-person offerings through the safe environment. The Maintenance and Operations department established a high caliber air purification and ventilation system that provided high standa

Analysis of In-Person Instructional Offerings

A description of the successes and challenges in implementing in-person instruction in the 2020-21 school year.

Sanger Unified provided in-person instruction for the K-6 students starting in November of the school year. Many staff meetings included the appropriate discussion of safety protocols and the development of the district Standard Operating Procedures (SOP

Distance Learning Program

Actions Related to the Distance Learning Program

Description	Total Budgeted Funds	Estimated Actual Expenditures	Contributing
<p>Student access to Devices and Connectivity:</p> <p>To best support our English learner, homeless, foster youth, and students with disabilities, who may be at greater risk of learning loss due to the COVID-19 pandemic, SUSD will provide all students an iPad and all families who do not have internet services will provided access to hotspots. This action increases the level of support to close the opportunity and achievement gap by providing equitable resources to these student groups.</p> <p>Access to devices and connectivity. All students are issued an I pad and all families have access to hotspots.</p> <p>2 Additional iPad Grade Level Purchases</p> <p>Estimated Cost: \$500,000</p>	<p>\$500,000</p>	<p>950,000</p>	<p>No</p>
<p>Staff Device Refresh and Update:</p> <p>To best support our English learner, homeless, foster youth, and students with disabilities, who may be at greater risk of learning loss due to the COVID-19 pandemic, SUSD will provide staff refresh and updates to their current devices. This will ensure better instruction and communication with students and families. This action increases the level of support to close the opportunity and achievement gap by providing equitable resources to these student groups.</p> <p>Staff Device Refresh and Upgrade</p> <p>Staff Laptop Estimated Cost: \$2,000,000</p> <p>Staff iPad Estimated Cost: \$285,000</p>	<p>\$2,285,000</p>	<p>2,313,000</p>	<p>No</p>

Description	Total Budgeted Funds	Estimated Actual Expenditures	Contributing
<p>Additional Equipment/Material:</p> <p>To best support our English learner, homeless, foster youth, and students with disabilities, who may be at greater risk of learning loss due to the COVID-19 pandemic, SUSD will provide all students with headphones and additional material including whiteboards and dry erase markers which are critical for checking for understanding in a virtual classroom. This action increases the level of support to close the opportunity and achievement gap by providing equitable resources to these student groups.</p> <p>Equipment (\$180K) Headphones w/ Microphone (\$79K) Student(\$62K)Teachers (\$17K) iPad Stylus (\$3K) iPad Tripod (\$19K)</p> <p>Material (\$77K) Small white board (\$37K) Dry Erase Markers (\$40K)</p> <p>Online Learning Supply Cost:</p> <p>In an effort to ensure all students are equipped with essential school supplies, especially our English learner, homeless, foster youth, and students with disabilities, who may be at greater risk of learning loss due to the COVID-19, SUSD will provide school supplies at the cost of \$50 per student. This action increases the level of support to close the opportunity and achievement gap by providing equitable resources to these student groups.</p> <p>Online Learning Supply Cost \$50 per student 12,526 TK-12 students</p>	\$257,000	365,000	No
	\$626,000	523,000	No

Description	Total Budgeted Funds	Estimated Actual Expenditures	Contributing
<p>Estimated Total: \$626,000</p>			
<p>Teaching Resources- Apps:</p> <p>To ensure virtual learning capacity, SUSD is committed to providing the necessary teaching resources. These resources will provide accessibility for all students including English learner, homeless, foster youth, and students with disabilities, who may be at greater risk of learning loss due to the COVID-19. This action increases the level of support to close the opportunity and achievement gap by providing equitable resources to these student groups.</p> <p>Apps (\$225K) Seesaw Premium (\$31K) TK-6 Nearpod (\$49K) HMH (\$83K) Class Kick (\$25K) Reading A-Z (\$21K) Screencastify (\$14K) Boom Learning-TK (\$2K)</p>	\$225,000	479,300	No
<p>Diagnostic Assessment:</p> <p>To best support our English learner, homeless, foster youth, and students with disabilities, who may be at greater risk of learning loss due to the COVID-19 pandemic, SUSD will utilize the i-Ready Diagnostic Assessment to better understand and address the needs of our students.</p> <p>All students will take the i-Ready Diagnostic Assessment. Teachers will utilize the data to go through our barrier-based backwards mapping. All students will have access to individualized instruction via</p>	\$210,000	210,000	No

Description	Total Budgeted Funds	Estimated Actual Expenditures	Contributing
<p>i-Ready mypath to provide targeted support. Teachers will provide targeted virtual small group instruction on grade-level standards for Tier 2 and Tier 3 students. This action increases the level of support to close the opportunity and achievement gap by providing equitable resources to these student groups.</p>			
<p>Professional Learning: To best support our English learner, homeless, foster youth, and students with disabilities, who may be at greater risk of learning loss due to the COVID-19 pandemic, SUSD is committed to Professional Learning for staff to better serve our students during Distance Learning.</p>	\$95,000	\$20,000	No
<p>All staff will receive the book, "The Distance Learning Playbook". The C & I Department will create training that coincides with the modules found in the book. The District Instructional Specialist (DIS) will be attending a professional learning opportunity with Corwin based on the book, "The Distance Learning Playbook". In addition, all staff also received the following trainings in preparation of opening the school year in a distance learning format: Online 101- Distance Learning Playbook Expectations from CDE regarding online learning Canvas training- Management of curriculum and instruction IReady training- Diagnostic Assessment for ELA and Math MyPath lessons created at student level based on assessment Grade Level Meetings-Monthly meetings led by Education Services Department This action increases the level of support to close the opportunity and achievement gap by providing equitable resources to these student groups.</p>			

A description of any substantive differences between the planned actions and/or budgeted expenditures for the distance learning program and what was implemented and/or expended on the actions.

The lack of connectivity to the internet was underestimated based on initial estimates. As a result of teacher outreach to each student home, we increased the number of wireless devices to assist families with connection to the internet. The cost included the device and the monthly access cost. Currently over 2,200 devices are used by students in the district. In addition, we had to upgrade two grade level iPads to functionally work in a remote setting with the new apps and other systems. Additional funds were also used for student materials to support online learning as well as hybrid learning upon return. SUSD provided students with classroom supplies to use during distance learning to ensure students had the materials to complete assignments and during hybrid learning in the lower grades to contain safety issues due to sharing of equipment. Professional Learning expenditures typically are the result of substitute teachers, but this practice was limited during the distance learning environment.

Analysis of the Distance Learning Program

A description of the successes and challenges in implementing each of the following elements of the distance learning program in the 2020-21 school year, as applicable: Continuity of Instruction, Access to Devices and Connectivity, Pupil Participation and Progress, Distance Learning Professional Development, Staff Roles and Responsibilities, and Support for Pupils with Unique Needs.

Continuity of Instruction:

Sanger Unified developed grade level Guaranteed and Viable Curriculum that identified the enduring standards for English Language Arts and Math for TK-12th grade students. Sanger Unified teachers completed a survey to determine the enduring standards that were substantially taught. The first GVC survey was completed by the teachers in January and the second was completed in May.

Access to Devices and Connectivity:

Sanger Unified is a one to one iPad district for all of our TK-12th grade students and has been over the last five years. However, we have only sent home the iPads in the past for 7-12th grade students. As a result, 100% of our students had access to an iPad to use at home and we just needed to shift to the virtual platform. In terms of connectivity, our staff conducted an outreach to determine connectivity from home and identified households that needed additional support. The district purchased mobile hotspots and provided those hotspots to any household that requested. We provided connectivity to over 1,000 students.

Pupil Participation and Progress:

Sanger Unified provided guidance to school sites to develop student engagement logs to monitor student participation on a daily basis. In addition, sites enhanced their Multi-Tiered Systems of Supports (MTSS) that has been in place in the district over the last ten years to include a tiered system of support for student engagement in the virtual instruction setting. The support included outreach by the teacher, parent meetings, home visits and a modified School Attendance Review Board (SARB) process that was more supportive and investigative of the barriers than punitive. The engagement and participation rates of the students remained high throughout the district sites and grade levels. Sanger Unified's TK-6 students returned to a hybrid am/pm in-person setting in November of 2020 and

also allowed for some students to remain on distance learning if requested. The 7-12th grade students returned to a hybrid setting starting in March of 2021.

Distance Learning Professional Development:

The Sanger Unified Curriculum and Instruction department provided professional learning support for all the grade level certified teachers and support staff. The approach was layered on the existing Guaranteed and Viable Curriculum provided to all students and through the Guaranteed and Viable Instruction (GVI). The GVI was modified to extend the learnings to the virtual instruction environment. The C and I staff also provided site level and grade level support on an as needed basis. The support and professional development for teachers and administrators was modeled from the Distance Learning Playbook (Fisher and Frey, 2020)

Staff Roles and Responsibilities:

In addition to the changes in teaching pedagogy to the virtual setting, the greatest adjustment and enhancement that occurred was to ensure the safety of our staff and students. Many different adjustments and protocols were set in motion by the entire Sanger Unified staff to ensure the working environment was clean, safe and monitored diligently. All employees from bus drivers, food workers, custodians, nurses, teachers and administrators followed appropriate guidelines to enhance the safety environment during the pandemic. The enhanced team effort for the safety environment allowed for the early return and high level of interest of our students to in-person instruction.

Support for Pupils with Unique Needs

The Pupil Services Department continued to provide high quality instruction and support to our students despite the many barriers of a virtual setting. IEP meetings for parents were conducted virtually and the appropriate instructional support minutes were provided to our students. The high level of student learning and teacher support for our students with disabilities continued to be strong,

Pupil Learning Loss

Actions Related to the Pupil Learning Loss

Description	Total Budgeted Funds	Estimated Actual Expenditures	Contributing
<p>To best support our English learner, homeless, foster youth, and students with disabilities, who may be at greater risk of learning loss due to the COVID-19 pandemic, SUSD is committed to diagnostic assessment to better serve our students during Distance Learning.</p> <p>All students take the i-Ready Diagnostic Assessment. This assessment will be taken three times a year to identify what students strengths and areas needing support are. It will also measure progress over the year. Teachers will utilize the data to go through our barrier-based backwards mapping. All students will have access to individualized instruction via i-Ready mypath to provide targeted support.</p> <p>This action increases the level of support to close the opportunity and achievement gap by providing equitable resources to these student groups.</p>	<p>\$210,000</p>	<p>210,000</p>	<p>No</p>

A description of any substantive differences between the planned actions and/or budgeted expenditures for addressing pupil learning loss and what was implemented and/or expended on the actions.

There was not a substantial difference between the budgeted and estimated actual expenses related to student learning loss.

Analysis of Pupil Learning Loss

A description of the successes and challenges in addressing Pupil Learning Loss in the 2020-21 school year and an analysis of the effectiveness of the efforts to address Pupil Learning Loss to date.

Sanger Unified implemented a new district-wide effort to limit the student learning loss this year. The use of iReady diagnostic system enabled sites to pinpoint student growth and mastery of the California standards. The diagnostic assessments were complete in September, January and May. Teachers used the diagnostic assessments to target support in the classroom and through the iReady myPath software. In addition, the teacher professional learning communities (PLCs) at each site monitored the instructional loss due to the limited time from distance learning or hybrid learning models. The PLCs identified the degree of implementation of district identified Guaranteed and Viable Curriculum for the school year by each grade.

Analysis of Mental Health and Social and Emotional Well-Being

A description of the successes and challenges in monitoring and supporting mental health and social and emotional well-being in the 2020-21 school year.

Sanger Unified has continued to have success enhancing and expanding our continuum of SEL supports for students and staff in Tiers 1, 2, and 3. Due to the COVID-19 school shut down we created and trained all staff on a virtual toolkit of resources for SEL support for all grade levels within the framework of routines, relationships and resiliency.

Tier 1 expansions have included a pilot program for Positivity Project at two elementary schools, daily SEL blocks during virtual learning at WAMS, and a weekly digital "We Care" survey to all students attending Sanger High School. We have also continued to expand AHA! as a student connections program at all our elementary schools and our middle school for grades 4 through 8. Sanger administered the Panorama survey to students in Fall 2020 and in Spring 2021 and showed significant improvements in student endorsements for student-teacher connections for all grade levels that participated in the survey. Finally Sanger completed a program evaluation of PBIS strategies for all schools using the rubric from the California PBIS coalition and found that the majority of schools met criteria for Platinum status.

Tier 2 services have continued and been enhanced by co-taught Second Step lessons with teachers and counselors during in-person learning. Sanger Unified has also continued utilizing student advocates and Restorative Justice practices in secondary schools to increase student engagement and work completion. Finally, Student Assistant Program (SAP) groups have continued to be provided by counselors for topic-specific areas and student progress has been monitored using pre/post surveys. In addition, SAP groups were developed based on the student needs identified through the Panorama survey results at some sites. This is a continued area of growth for student support.

Tier 3 services have expanded to include additional staff support groups through CARE team and for student support due to additional psychologists at all elementary schools in the district. In addition, individual counseling and outside referrals to All 4 Youth as a county-based mental health provider. Sanger completed ASIST training for staff, including student advocates, and continue to have a robust method for completing and reports suicide assessments that take place across the district.

Staff SEL support has consisted of Mindfulness videos produced by the CARE team, as well as professional development related to SEL tools and techniques available through the SEL virtual toolkit. We also trained all staff on methods for including Beyond School Connections in the daily or weekly schedule for students receiving in-person or virtual services. Secondary staff also received training in Adverse Childhood Experiences (ACEs), mindfulness, and verbal de-escalation. ACEs and mindfulness were discussed as topics that affect students and staff. Finally, through district leadership, including Human Resources, information was provided to employees about any changes that were made to health and safety guidelines and about Employee Assistance Program services available to all employees that may be struggling with stress and anxiety during this time.

Analysis of Pupil and Family Engagement and Outreach

A description of the successes and challenges in implementing pupil and family engagement and outreach in the 2020-21 school year.

Successes and Challenges

The success of our Distance Learning format was the amount of outreach done by the district and sites. Each site utilized Remind, Powerschool, social media platforms, and newsletter to send vital messages and information. Our district superintendent delivered weekly updates as schools planned to re-open in the early part of Fall.

Site leaders and staff did a great job of establishing relationships with families via consistent communication. The foundation set by teachers, allowed for sites to be creative in selecting the small pods for interventions prior to re opening.

SARB panel working with sites to provide additional services to families and students was key. Parents who needed additional assistance in trouble shooting technology help were available. Students who needed mental health services received virtually.

Families that needed additional help with students in academics were assigned to intervention pods and or recieved tutoring within our family resource centers.

The biggest success had to be our district's ability to maintain a 96% attendance rate for the district during distance learning.

One of the challenges of distance learning was the amount of students who were chronically truant. Nearly 8% of our student population were considered chronically truant by missing 10% or more for unexcused absences. SUSD closely monitored reasons to specify trends that could be addressed by our resources.

Pupil Engagement and Outreach

During the distance learning format, Sanger Unified School District strived to stay in touch with students and parents. The goal was aimed at providing information in many outputs to ensure that parents, students, and our community are well informed about all the happenings at the sites and within the district. We utilized programs such as Remind, Powerschool, and social media outlets. The Child Welfare and Attendance (CWA) department monitored attendance from the beginning and partnered with the sites to help support outreach. CWA generated flyers that were posted in our district newsletter, assisted with home visits to ensure connectivity, partnered with Family Resource Center, and utilized our Student Attendance Review Board (SARB) to help conquer barriers.

SARB panel is anchored by its participants that include: principals, counselors, psychologists, resource officers, probation officers, foster/homeless liaison, and community partners. This group helped create a Saturday workshop designed to help educate the importance of daily attendance and healthy living habits. We partnered with Food-4-Thought to provide families with fruit boxes and a presentation was given to inform parents about school avoidance barriers. Our Family Resource Centers (FRC) is also a key component in assisting families. Both centers are located near Jefferson elementary and Wilson Elementary. The FRC helps with connecting families to outside resources or agencies for help with rehabilitation, physical health, living assistance, community resources, and mental health.

Our Truancy Intervention Probation officer, Sanger Police Department Resource Officers, SUSD District Campus Safety Officer, and our sites all collaborated to help families connect to school. Through all the home visits, we connected families with MiFi's, iPads, and or other accommodations to help get to the barrier that was blocking students from engaging in their learning. Officers helped deliver new technology or even helped with transportation at times for students who qualified for small pods of interventions.

In addition to various engagement and outreach programs with our CARE teams to provide various workshops. Workshops were virtual and covered topics such as: parenting skills, behavior management skills, and home/school communication. Our Child Nutrition Department has set up lunch pick up spots at various locations around SUSD to provide meals for students since March 2020.

Tiered reengagement strategies

In the distance learning format, Sanger Unified teachers will continue to provide an environment of high quality instruction and learning for all students. Sanger Unified teachers will provide at least the minimum instructional minutes through both daily live synchronous instruction and asynchronous assignments.

In this distance learning format, teachers will take "attendance" based on the daily live interaction of the synchronous lessons with each student. Weekly engagement records of the attendance and participation of the students will be completed by the teachers and turned into the site leaders. The synchronous and asynchronous participation of the students will be monitored by the site leaders to support and promote student access and learning and re-engage the students.

The site level Multi-Tiered Systems of Support teams will monitor the school-wide data from our Tableau Server and Attention to Attendance (A2A) website for analyzing trends to provide intervention and support to grade levels, teachers, and individual students. The first tier of the re-engagement plan involves the communication from Sanger Unified to the students and parents to engage them to promote a culture of attendance. SUSD provides district wide outreach summarizing the elements of SUSD distance learning, the expectations of the staff, students and parents, the schedules for student engagement, and the support opportunities academically, socio-emotionally, and technology support. The outreach occurs through district and site newsletters, district and site Remind outreach, social media platforms, and periodic outreach by the district superintendent. In addition, sites verify contact information to create a connection to our SUSD resources. This first initial process begins after students miss 3 days and or 18 period absences during the week.

The second tier of re-engagement outreach is to identify the barriers and type of disengagement by site and student within the Powerschool SIS system. Teachers will play an initial role in the analysis of student attendance for patterns of absenteeism and the lack of participation and establish early awareness of student chronic absence. Teachers will provide outreach through phone calls, Remind, Classdojo, etc. In addition, the attendance office will complete parent contact through Remind for daily absences for elementary schools and period absences for secondary schools. Site and district level Multi-tiered Systems of Support teams analyze student attendance and participation data to identify the need for academic, behavioral, or socio-emotional support. SARB 1 and or SARB 2 letters that are sent to parents are created via A2A. Site MTSS teams support students and families with resources and or site intervention systems such as: daily check ins, intervention time, mandatory small pods intervention groups, and or technology coaching to parents and students.

The third tier of re-engagement is the School Attendance and Review Board (SARB) process and serves students who have exhausted the resources of the school site. The SARB 1 notification will occur after 3+ daily truant events for elementary and for 3 x number of periods per day for the secondary schools. The SARB 2 notification will occur after 5+ daily truant events for elementary and for 5 x number of periods per day for the secondary schools. Following notification, the SARB 2 conference will occur at the site level. The SARB 3 notification will occur after 7+ daily truant events for elementary and for 7 x number of periods per day for the secondary schools. Chronic absenteeism letters will occur after 10% of the school year is missed by the students via our A2A system. The SARB panel's goal is to re engage students into learning and not to distribute punitive consequences. AS well as if possible, recommend the return of the student to in person instruction when feasible per county health orders.

Efforts of the LEA in reaching out of pupils and guardians when pupils were not meeting compulsory education requirements or engaging in instruction

Site MTSS teams collectively are responsible for aligning students to the appropriate intervention whether its academic support, behavior support, attendance support, and or socio-emotional support. Within each tier, teachers initiate the discovery of patterns. Attendance clerks help verify contact information, part time intervention teachers help make phone calls, and curriculum support providers help connect families to learning virtually. Counselors and psychologists help with home visits at times if students are needing levels of support for socio-emotional needs. Supervisor of CWA and district safety officer helps sites with home visits as well. Site level MTSS teams report to the district in efforts to help support sites with additional services or focal areas of concerns.

Analysis of School Nutrition

A description of the successes and challenges in providing school nutrition in the 2020-21 school year.

Sanger Unified School District has successfully prepared healthy food, adhere nutrition standards, navigate student food allergies while continuously modifying meal service delivery methods to comply with all COVID 19 safety parameters. The Child Nutrition Department started off the 20-21 school year with the delivery of meals through a “Grab N Go” curbside pick-up concept at every Sanger USD school location. It was then expanded by collaboratively working with the Transportation Department to increase food access by providing meals at bus stop locations in the community. As the year progressed, meal service models were incorporated to support a safe return of students through a hybrid learning model. Such service models allowed the provision of healthy meals through a wagon meal service which facilitated meals as the students were exciting campuses while ensuring 6 feet social distance.

School nutrition employees balance many roles and follow numerous federal, state and local regulations to ensure safe and healthy meals are available in schools. Certain challenges the department successfully navigated included increased food and operational costs, staff shortages, and food supply and vendor chain disruptions. Sanger Unified School District participated in many school nutrition program waivers that facilitated navigating through such challenges. Despite the challenges identified, Sanger Unified School District has provided over 1.2 million school meals to children 18 and under while maintaining a safe environment for children and staff. As schools reopen fully, Sanger Unified School District will continue to ensure all children 18 under have access to healthy meals during these unprecedented times.

Additional Actions and Plan Requirements

Additional Actions to Implement the Learning Continuity Plan

Section	Description	Total Budgeted Funds	Estimated Actual Expenditures	Contributing

A description of any substantive differences between the planned actions and budgeted expenditures for the additional plan requirements and what was implemented and expended on the actions.

No Additional Actions provided.

Overall Analysis

An explanation of how lessons learned from implementing in-person and distance learning programs in 2020-21 have informed the development of goals and actions in the 2021–24 LCAP.

The implementation of in-person and distance learning programs in 2020-21 were supported by the SUSD Strategies and Initiatives of Professional Development, Effective Instruction, Multi-Tiered Systems of Support, Balanced Literacy and College and Career Readiness. Although we altered some of the methods of instruction, the Strategies and Initiatives provided the direction for our district. The LCAP Goals and Actions supported the implementation of the Strategies and Initiatives and will continue in the 2021-24 LCAP. The increase in Health and Safety was complemented by the funding of the LCP for PPE, safety equipment, signage etc. The increase in socio-emotional support was needed and will continue in the 2021-24 LCAP. Input from our stakeholders and survey supported and validated the need to continue, but refine the Goals and Actions of the LCAP.

An explanation of how pupil learning loss continues to be assessed and addressed in the 2021–24 LCAP, especially for pupils with unique needs.

The pupil learning loss has been assessed through multiple means. The iReady data provided three diagnostic assessments to determine the status of the students grade level proficiency. The PLCs have analyzed the student data and are developing plans for providing additional support. The PLCs at the school sites identified the implementation of the Guaranteed and Viable curriculum to each grade level and determine if any instructional loss occurred to support the need for brief remediation and appropriate scaffolds for acceleration. To address the unique needs each school site is creating an EL Needs assessment to address learning loss specific to English Language Learners. The Pupil Services Department have analyzed the implementation of IEPs as well as the grade level proficiency of the students through iReady, BAS, DIBELS and other assessments to determine next steps.

A description of any substantive differences between the description of the actions or services identified as contributing towards meeting the increased or improved services requirement and the actions or services implemented to meet the increased or improved services requirement.

All the Actions/Services on the LCAP were implemented with some limitations due to the safety protocols of COVID 19. Funds were used to support students, families and teachers through the distance learning process. The In-Person instruction, Distance Learning Program, and Learning Loss substantive differences were provided in each section.

Overall Analysis of the 2019-20 LCAP and the 2020-21 Learning Continuity and Attendance Plan

A description of how the analysis and reflection on student outcomes in the 2019-20 LCAP and 2020-21 Learning Continuity and Attendance Plan have informed the development of the 21-22 through 23-24 LCAP.

1. How did what we learned about what worked and didn't work the past two years inform the LCAP Development Sanger Unified analyzed all the actions in the previous LCAP and determined the effectiveness of each action on unduplicated students and provided guidance for next steps. The actions included the following:

- 1.1: Balanced Literacy-District Pre-School
 - Maintain with monitoring data of Action
- 1.2: College and Career Readiness-Career Technology Education, Program (VROP) Personnel Support, Advanced Placement Exams
 - Maintain Action
- 1.3: Technology-Devices for 1:1 Program, Technology Site Support
 - Maintain and Expand Action
- 1.4: Professional Learning-District Professional Learning Initiatives, Teacher Development and Retainment
 - Maintain Action
- 1.5: Enrichment Opportunities-Summer School Enrichment, Visual and Performing Arts Support, Dual Language Enrichment Support
 - Maintain and Expand Action
- 1.6: Parent and Family Engagement-Parent and Family Engagement Support, Parent Education Program Specialist
 - Maintain and Expand Action
- 1.7: Additional Site Allocation- School Site Allocation
 - Maintain with monitoring data of Action
- 2.1: Academic Intervention and Support-Additional site After School Program Support, Parent/Student Advocates Modify Action
- 2.2: Social-Emotional and Behavioral Support-Psychologist at each site, Homeless/Foster Liaison, Restorative Practices Personnel
 - Maintain with monitoring data of Action and Expand
- 2.3: English Learner Support-EL Program Specialist, English Learner PD
 - Maintain with monitoring data of Action and Expand
- 3.1: Facilities, Safe School Environment
 - Maintain with monitoring data of Action
- 3.2: Additional Transportation
 - Maintain with monitoring data of Action
- 3.3: Class Size Reduction
 - Maintain with monitoring data of Action

2. How did stakeholder input inform the LCAP development

As a result of stakeholder input and the analysis of Hanover Research on the 20-21 LCAP Survey and Sanger Unified's analysis of trend data and progress monitoring, the following aspects of the LCAP were explored for adjustment:

Parent and Family Engagement will continue to provide classes in a variety of settings and will include topics recommended by parents and staff. The addition of a Parent Education Program Specialist will add the needed support system for outreach and education.

Balanced Literacy will now only include District Pre-School. The Literacy Specialist Teachers will not be funded this year, as all sites have fully implemented the guided reading program and have trained staff to continue to coach and support teachers in this area. English Learner Support will include a English Learner Program Specialist that will serve all sites in the district.

Actions to continue based on stakeholder input and supporting documents to ensure effectiveness include:

Goal 1 - Raise Student Achievement for All Students

Balanced Literacy: District Pre- School

College and Career Readiness: AP Exam, CTE VROP Personnel

Technology: Tech Support Specialist to Support One-on-One, Tech Devices 1:1 Program

Professional Learning: District Professional Learning Initiatives, Teacher Development

Enrichment Opportunities: Summer School Enrichment, Visual and Performing Arts, Dual Language Site Support

Parent Engagement: Parent and Family Engagement Support

Additional Site Allocation: Will now include Intervention and Curriculum Support Providers and Site Professional Learning

Goal 2- Close the Achievement Gap

Academic Intervention and Support: SHS/Sequoia/Quail Lake/WAMS After School Programs, Parent Student Advocates

Social, Emotional and Behavioral Support: Psychologist at each site; expansion of services, Homeless/Foster Liaison, Restorative

Justice Personnel, Teacher for Center for Behavioral Support, 7 Para Educators

English Learner Support: English Learner Professional Development, English Learner Program Specialist

Goal 3- Ensure a Safe Environment

Facilities, Additional Transportation, Class Size Reduction

There will be a continued focus on closing the achievement gap between all students, EL students and students with disabilities.

Actions supporting this focus are reflected in Goal 2 of the LCAP. Sanger Unified School District will continue to collaborate with stakeholders throughout the school year to explore and monitor the progress of implemented actions.

Stakeholders were supportive in maintaining the broad goals that captured specific actions intended to provide services to all students including English Learners, foster youth, low-income students, and students with exceptional needs.

3. In what other ways have the past two years experiences informed the LCAP

The stakeholder input including the LCAP Survey, LCAP Guidance Committee and evidence from our Actions verified the need to continue to maintain, monitor and in some cases expand our current LCAP Actions.

Instructions: Introduction

The Annual Update Template for the 2019-20 Local Control and Accountability Plan (LCAP) and the Annual Update for the 2020–21 Learning Continuity and Attendance Plan must be completed as part of the development of the 2021-22 LCAP. In subsequent years, the Annual Update will be completed using the LCAP template and expenditure tables adopted by the State Board of Education.

For additional questions or technical assistance related to the completion of the LCAP template, please contact the local COE, or the California Department of Education's (CDE's) Local Agency Systems Support Office by phone at 916-319-0809 or by email at lcff@cde.ca.gov.

Instructions: Annual Update for the 2019–20 Local Control and Accountability Plan Year

Annual Update

The planned goals, state and/or local priorities, expected outcomes, actions/services, and budgeted expenditures must be copied verbatim from the approved 2019-20 Local Control and Accountability Plan (LCAP). Minor typographical errors may be corrected. Duplicate the Goal, Annual Measurable Outcomes, Actions / Services and Analysis tables as needed.

For each goal in 2019-20, identify and review the actual measurable outcomes as compared to the expected annual measurable outcomes identified in 2019-20 for the goal. If an actual measurable outcome is not available due to the impact of COVID-19 provide a brief explanation of why the actual measurable outcome is not available. If an alternative metric was used to measure progress towards the goal, specify the metric used and the actual measurable outcome for that metric.

Identify the planned Actions/Services, the budgeted expenditures to implement these actions toward achieving the described goal and the actual expenditures to implement the actions/services.

Goal Analysis

Using available state and local data and input from parents, students, teachers, and other stakeholders, respond to the prompts as instructed.

- If funds budgeted for Actions/Services that were not implemented were expended on other actions and services through the end of the school year, describe how the funds were used to support students, including low-income, English learner, or foster youth students, families, teachers and staff. This description may include a description of actions/services implemented to mitigate the impact of COVID-19 that were not part of the 2019-20 LCAP.

- Describe the overall successes and challenges in implementing the actions/services. As part of the description, specify which actions/services were not implemented due to the impact of COVID-19, as applicable. To the extent practicable, LEAs are encouraged to include a description of the overall effectiveness of the actions/services to achieve the goal.

Instructions: Annual Update for the 2020–21 Learning Continuity and Attendance Plan

Annual Update

The action descriptions and budgeted expenditures must be copied verbatim from the 2020-21 Learning Continuity and Attendance Plan. Minor typographical errors may be corrected.

Actions Related to In-Person Instructional Offerings

- In the table, identify the planned actions and the budgeted expenditures to implement actions related to in-person instruction and the estimated actual expenditures to implement the actions. Add additional rows to the table as needed.
- Describe any substantive differences between the planned actions and/or budgeted expenditures for in-person instruction and what was implemented and/or expended on the actions, as applicable.
- Using available state and/or local data and feedback from stakeholders, including parents, students, teachers and staff, describe the successes and challenges experienced in implementing in-person instruction in the 2020-21 school year, as applicable. If in-person instruction was not provided to any students in 2020-21, please state as such.

Actions Related to the Distance Learning Program

- In the table, identify the planned actions and the budgeted expenditures to implement actions related to the distance learning program and the estimated actual expenditures to implement the actions. Add additional rows to the table as needed.
- Describe any substantive differences between the planned actions and/or budgeted expenditures for the distance learning program and what was implemented and/or expended on the actions, as applicable.
- Using available state and/or local data and feedback from stakeholders, including parents, students, teachers and staff, describe the successes and challenges experienced in implementing distance learning in the 2020-21 school year in each of the following areas, as applicable:
 - Continuity of Instruction,
 - Access to Devices and Connectivity,

- Pupil Participation and Progress,
 - Distance Learning Professional Development,
 - Staff Roles and Responsibilities, and
 - Supports for Pupils with Unique Needs, including English learners, pupils with exceptional needs served across the full continuum of placements, pupils in foster care, and pupils who are experiencing homelessness
- To the extent practicable, LEAs are encouraged to include an analysis of the effectiveness of the distance learning program to date. If distance learning was not provided to any students in 2020-21, please state as such.

Actions Related to Pupil Learning Loss

- In the table, identify the planned actions and the budgeted expenditures to implement actions related to addressing pupil learning loss and the estimated actual expenditures to implement the actions. Add additional rows to the table as needed.
- Describe any substantive differences between the planned actions and/or budgeted expenditures for addressing pupil learning loss and what was implemented and/or expended on the actions, as applicable.
- Using available state and/or local data and feedback from stakeholders, including parents, students, teachers and staff, describe the successes and challenges experienced in addressing Pupil Learning Loss in the 2020-21 school year, as applicable. To the extent practicable, include an analysis of the effectiveness of the efforts to address pupil learning loss, including for pupils who are English learners; low-income; foster youth; pupils with exceptional needs; and pupils who are experiencing homelessness, as applicable.

Analysis of Mental Health and Social and Emotional Well-Being

- Using available state and/or local data and feedback from stakeholders, including parents, students, teachers and staff, describe the successes and challenges experienced in monitoring and supporting Mental Health and Social and Emotional Well-Being of both pupils and staff during the 2020-21 school year, as applicable.

Analysis of Pupil and Family Engagement and Outreach

- Using available state and/or local data and feedback from stakeholders, including parents, students, teachers and staff, describe the successes and challenges related to pupil engagement and outreach during the 2020-21 school year, including implementing tiered reengagement strategies for pupils who were absent from distance learning and the efforts of the LEA in reaching out to pupils and their parents or guardians when pupils were not meeting compulsory education requirements or engaging in instruction, as applicable.

Analysis of School Nutrition

- Using available state and/or local data and feedback from stakeholders, including parents, students, teachers and staff, describe the successes and challenges experienced in providing nutritionally adequate meals for all pupils during the 2020-21 school year, whether participating in in-person instruction or distance learning, as applicable.

Analysis of Additional Actions to Implement the Learning Continuity Plan

- In the table, identify the section, the planned actions and the budgeted expenditures for the additional actions and the estimated actual expenditures to implement the actions, as applicable. Add additional rows to the table as needed.
- Describe any substantive differences between the planned actions and/or budgeted expenditures for the additional actions to implement the learning continuity plan and what was implemented and/or expended on the actions, as applicable.

Overall Analysis of the 2020-21 Learning Continuity and Attendance Plan

The Overall Analysis prompts are to be responded to only once, following an analysis of the Learning Continuity and Attendance Plan.

- Provide an explanation of how the lessons learned from implementing in-person and distance learning programs in 2020-21 have informed the development of goals and actions in the 2021–24 LCAP.
 - As part of this analysis, LEAs are encouraged to consider how their ongoing response to the COVID-19 pandemic has informed the development of goals and actions in the 2021–24 LCAP, such as health and safety considerations, distance learning, monitoring and supporting mental health and social-emotional well-being and engaging pupils and families.
- Provide an explanation of how pupil learning loss continues to be assessed and addressed in the 2021–24 LCAP, especially for pupils with unique needs (including low income students, English learners, pupils with disabilities served across the full continuum of placements, pupils in foster care, and pupils who are experiencing homelessness).
- Describe any substantive differences between the actions and/or services identified as contributing towards meeting the increased or improved services requirement, pursuant to *California Code of Regulations*, Title 5 (5 CCR) Section 15496, and the actions and/or services that the LEA implemented to meet the increased or improved services requirement. If the LEA has provided a description of substantive differences to actions and/or services identified as contributing towards meeting the increased or improved services requirement within the In-Person Instruction, Distance Learning Program, Learning Loss, or Additional Actions sections of the Annual Update the LEA is not required to include those descriptions as part of this description.

Overall Analysis of the 2019-20 LCAP and the 2020-21 Learning Continuity and Attendance Plan

The Overall Analysis prompt is to be responded to only once, following the analysis of both the 2019-20 LCAP and the 2020-21 Learning Continuity and Attendance Plan.

- Describe how the analysis and reflection related to student outcomes in the 2019-20 LCAP and 2020-21 Learning Continuity and Attendance Plan have informed the development of the 21-22 through 23-24 LCAP, as applicable.

Annual Update for the 2019–20 Local Control and Accountability Plan Year Expenditure Summary

Total Expenditures by Funding Source			
Funding Source	2019-20 Annual Update Budgeted	2019-20 Annual Update Actual	
All Funding Sources	111,838,524.00	119,110,560.00	
	0.00	0.00	
Base	89,690,000.00	96,371,166.34	
Local Supplemental/Concentration	22,148,524.00	22,739,393.66	

* Totals based on expenditure amounts in goal and annual update sections.

Total Expenditures by Object Type		
Object Type	2019-20 Annual Update Budgeted	2019-20 Annual Update Actual
All Expenditure Types	111,838,524.00	119,110,560.00
0000: Unrestricted	89,690,000.00	96,371,166.34
1000-1999: Certificated Personnel Salaries	12,561,551.00	12,290,779.51
2000-2999: Classified Personnel Salaries	5,870,200.00	4,754,483.07
4000-4999: Books And Supplies	1,608,711.00	603,866.91
5000-5999: Services And Other Operating Expenditures	1,508,062.00	1,129,831.63
6000-6999: Capital Outlay	600,000.00	3,268,912.65
7000-7439: Other Outgo	0.00	691,519.89
Not Applicable	0.00	0.00

* Totals based on expenditure amounts in goal and annual update sections.

Total Expenditures by Object Type and Funding Source			
Object Type	Funding Source	2019-20 Annual Update Budgeted	2019-20 Annual Update Actual
All Expenditure Types	All Funding Sources	111,838,524.00	119,110,560.00
0000: Unrestricted	Base	89,690,000.00	96,371,166.34
1000-1999: Certificated Personnel Salaries	Local Supplemental/Concentration	12,561,551.00	12,290,779.51
2000-2999: Classified Personnel Salaries	Local Supplemental/Concentration	5,870,200.00	4,754,483.07
4000-4999: Books And Supplies	Local Supplemental/Concentration	1,608,711.00	603,866.91
5000-5999: Services And Other Operating Expenditures	Local Supplemental/Concentration	1,508,062.00	1,129,831.63
6000-6999: Capital Outlay	Local Supplemental/Concentration	600,000.00	3,268,912.65
7000-7439: Other Outgo	Local Supplemental/Concentration	0.00	691,519.89
Not Applicable		0.00	0.00

* Totals based on expenditure amounts in goal and annual update sections.

Total Expenditures by Goal		
Goal	2019-20 Annual Update Budgeted	2019-20 Annual Update Actual
Goal 1	104,613,024.00	109,925,730.33
Goal 2	4,595,500.00	3,964,188.12
Goal 3	2,630,000.00	5,220,641.55

* Totals based on expenditure amounts in goal and annual update sections.

Annual Update for the 2020–21 Learning Continuity and Attendance Plan Expenditure Summary

Total Expenditures by Offering/Program			
Offering/Program	2020-21 Budgeted	2020-21 Actual	
In-Person Instructional Offerings	\$410,000.00	\$1,194,000.00	
Distance Learning Program	\$4,198,000.00	\$4,860,300.00	
Pupil Learning Loss	\$210,000.00	\$210,000.00	
Additional Actions and Plan Requirements			
All Expenditures in Learning Continuity and Attendance Plan	\$4,818,000.00	\$6,264,300.00	
Expenditures by Offering/Program (Not Contributing to Increased/Improved requirement)			
Offering/Program	2020-21 Budgeted	2020-21 Actual	
In-Person Instructional Offerings	\$410,000.00	\$1,194,000.00	
Distance Learning Program	\$4,198,000.00	\$4,860,300.00	
Pupil Learning Loss	\$210,000.00	\$210,000.00	
Additional Actions and Plan Requirements			
All Expenditures in Learning Continuity and Attendance Plan	\$4,818,000.00	\$6,264,300.00	
Expenditures by Offering/Program (Contributing to Increased/Improved requirement)			
Offering/Program	2020-21 Budgeted	2020-21 Actual	
In-Person Instructional Offerings			
Distance Learning Program			
Pupil Learning Loss			
Additional Actions and Plan Requirements			
All Expenditures in Learning Continuity and Attendance Plan			

Local Control Accountability Plan

The instructions for completing the Local Control and Accountability Plan (LCAP) follow the template.

Local Educational Agency (LEA) Name	Contact Name and Title	Email and Phone
Hallmark Charter School	Alfred Sanchez Director	alfred_sanchez@sangerusd.net (559) 524-6521

Plan Summary [2021-22]

General Information

A description of the LEA, its schools, and its students.

Sanger is located in the heart of the Central Valley, approximately 12 miles southeast of the City of Fresno, in Fresno County. The city of Sanger is a rural, agriculturally based community with a population of 25,339. Of the total population, 83% are identified as Hispanic, 12.4% as White and 2.9% Asian (July 2019 US Census Quick Facts). The median income for a household in the city was \$48,929 and 26.7% of the population living below the poverty line.

Sanger Unified has twenty schools, including three charter schools, a community day school, and an adult school. The district covers 180 square miles and serves a population of 56,614. Within the boundaries of Sanger Unified are the city of Sanger and the communities of Centerville, Del Rey, Fairmont, Lone Star, Tivy Valley and portions of the Sunnyside area of metropolitan Fresno. Attendance in the District's schools currently number 12,641 students. Of Sanger Unified students, 68% (8,589 students) of our students qualify for Free and Reduced Lunch, and 14% (1,788 students) are English Language learners. Despite the challenges our children face, Sanger has an 84% Daily Attendance rate, a rate we continually strive to improve.

Our district operates on the vision that "All students will have the options to demonstrate what they learn and the opportunities to be successful and achieve their dreams." Our district is centered on the educational practices that focus all efforts on three goals:

1. Raise the achievement of ALL students
2. Close the achievement gap
3. Ensure a safe environment

We push to achieve those goals through the following Strategies and Initiatives:

Strategies:

1. Professional Learning Communities
2. Effective Instruction
3. Multi-Tiered Systems of Support

Initiatives:

1. Balanced Literacy
2. College and Career Readiness

Sanger Unified's success continues to be built on foundational Beliefs that have been consistent and are pervasive in the culture of Sanger Unified:

- Hope is not a strategy
- Don't blame the kids
- It's about learning
- Every child can and must learn

Reflections: Successes

A description of successes and/or progress based on a review of the California School Dashboard (Dashboard) and local data.

Sanger Unified focused on the analysis of the most recent release of the California Dashboards for English Language Arts, Mathematics, Chronic Absenteeism, College and Career, Graduation Rate and Suspension Rate. We examined the data for all students as well as Student Groups. In terms of progress, the All student group increased in both the English Language Arts Dashboard and the Mathematics Dashboard. The English Learner student group increased in English Language Arts Dashboard. The socioeconomically disadvantaged student group increased in both ELA and Math Dashboards. The Hispanic student group increased in ELA and Math. In terms of specific schools, 13 out of 17 schools increased in the ELA Dashboard, 13 out of 17 increased in Math Dashboard, 5 out of 20 schools decreased in Suspension Dashboard.

Reflections: Identified Need

A description of any areas that need significant improvement based on a review of Dashboard and local data, including any areas of low performance and significant performance gaps among student groups on Dashboard indicators, and any steps taken to address those areas.

Sanger Unified performed at an Orange level in English Language Arts and Math on the overall for the All student group. The English Language Arts performance level was due to a minimal increase (1.1) in the average distance from the standard and the Math performance level was also the result of a minimal increase (1.5) in the average distance from the standard. In addition, the indicators of Chronic Absenteeism and Graduation showed a discrepancy of two or more performance levels between the All students and targeted student groups. For Chronic Absenteeism, the All group was at the Green level with a rate of 6.4% and the Homeless group was at the Red level with a rate of 21.3%. For Graduation, the All group was at the Blue level with a rate of 96.6% and the White student group at the Yellow level with a rate of 92.3%.

Plan of Action

- Implement Universal Design for Learning- designed to provide access to all learners especially those on the margins as indicated in our student data, by setting clear goals as identified by the standards while providing students options and choice
- Continue to focus on Academic Discourse in student discussion and lesson design, expand teacher and leadership capacity in implementing and monitoring Academic Discourse
- Teachers continue to use and refine Effective instruction to improve student achievement
- Professional development for new teachers and referred to teachers which focuses on best practices and effective instruction
- Professional Learning Communities utilize high leverage team actions to address instructional practices that analyze a unit (before, after and during) to improve student achievement
- Multi Tiered Systems of Support (MTSS) improvement cycle process will be used for continual and consistent analysis and progress monitoring of student performance data
- Supported MTSS improvement cycle process for targeted schools and/or student groups
- Differentiated supports will be provided to schools based on identified areas of need
- Include special education teachers in training aimed at unpacking standards and determination of essential standards.

- RTI implemented with fidelity and utilizing a model that does not pull a student from core content to offer support.
- Modeled instruction by District Instructional Specialist (DIS) and Curriculum Support Provider (CSP)
- Lesson study opportunities at sites
- Math walks with DISs, administration, and CSPs supporting high quality math instruction using mathematical practices
- Maximize time in general education classroom accessing core instruction through expansion of co-teaching and other embedded models of support.
- Continued Professional Development on Designated(ELD) topics to build capacity of administration, coaches (e.g., EL Site Contacts), and teachers which will improve effectiveness of site ELD implementation.
- Push in extra support with DIS on a regular basis to support sites on how to utilize ELD resources available in Sanger Learns
- Refocus teachers on using Language Matrices aligned to ELD and CA standards for Speaking and Listening
- Peer observations/instructional rounds to observe ELD strategies and academic discourse.
- Differentiated supports will be provided to schools based on identified areas of need
- Increase support in core content areas for Special Education Students

LCAP Highlights

A brief overview of the LCAP , including any key features that should be emphasized.

Sanger Unified has maintained a clear and articulate focus on the goals of the district. The goals were established prior to the development of our first LCAP and have been the driving force behind the clarity of leadership and stability from the SUSD school board, Superintendent, principals, teachers and classified staff. The three goals that guide our decision making process include the following:

1. Raise the Achievement of ALL Students
2. Close the Achievement Gap
3. Ensure a Safe Environment

Sanger Unified leadership analyzed multiple measures of data including: the California Dashboards, the required LCAP metrics and other local measures at the district and site levels to determine student achievement. In addition, we focused on the implementation of our Sanger Unified strategies (Professional Learning Communities, Effective Instruction and Multi-tiered Systems of Support) and the Sanger Unified initiatives (Balanced Literacy and College and Career Readiness).

Through the analysis we have determined to focus on the following actions:

- College and Career Readiness Skills
- Academic Intervention and Support
- Social-Emotional and Behavioral Support

Enrichment Arts and Science

Professional Learning

Technology

Additional School Site Allocation

Early Literacy

Class Size Reduction

Facilities

Additional Transportation

As a result of stakeholder input and the analysis of Hanover Research on the 20-21 LCAP Survey and Sanger Unified's analysis of trend data and progress monitoring, the following aspects of the LCAP were explored for adjustment:

Parent and Family Engagement will continue to provide classes in a variety of settings and will include topics recommended by parents and staff. The addition of a Parent Education Program Specialist will add the needed support system for outreach and education.

Balanced Literacy will now only include District Pre-School. The Literacy Specialist Teachers will not be funded this year, as all sites have fully implemented the guided reading program and have trained staff to continue to coach and support teachers in this area.

English Learner Support will include a English Learner Program Specialist that will serve all sites in the district.

Stakeholders were supportive in maintaining the broad goals that captured specific actions intended to provide services to all students including English Learners, foster youth, low-income students, and students with exceptional needs. The top 3 priorities of stakeholders include: Social Emotional Support, Academic Intervention and College and Career. Support Systems and Education for families is emerging as another top recommendation. Actions also high on the list this year include: Class Size Reduction, Enrichment Arts and Science, Visual and Performing Arts, Transportation and safety of Facilities.

Actions to continue based on stakeholder input and supporting documents to ensure effectiveness include:

Goal 1 - Raise Student Achievement for All Students

Balanced Literacy: District Pre- School

College and Career Readiness: AP Exam, CTE VROP Personnel

Technology: Tech Support Specialist to Support One-on-One, Tech Devices 1:1 Program

Professional Learning: District Professional Learning Initiatives, Teacher Development

Enrichment Opportunities: Summer School Enrichment, Visual and Performing Arts, Dual Language Site Support

Parent Engagement: Parent and Family Engagement Support

Additional Site Allocation: Will now include Intervention and Curriculum Support Providers and Site Professional Learning

Goal 2- Close the Achievement Gap

Academic Intervention and Support: SHS/Sequoia/Quail Lake/WAMS After School Programs, Parent Student Advocates

Social, Emotional and Behavioral Support: Psychologist at each site; expansion of services, Homeless/Foster Liaison, Restorative Justice Personnel, Teacher for Center for Behavioral Support, 7 Para Educators

English Learner Support: English Learner Professional Development, English Learner Program Specialist

Goal 3- Ensure a Safe Environment

Facilities, Additional Transportation, Class Size Reduction

There will be a continued focus on closing the achievement gap between all students, EL students and students with disabilities. Actions supporting this focus are reflected in Goal 2.

Sanger Unified School District will continue to collaborate with stakeholders throughout the school year to explore and monitor the progress of implemented actions.

Comprehensive Support and Improvement

An LEA with a school or schools eligible for comprehensive support and improvement must respond to the following prompts.

Schools Identified

A list of the schools in the LEA that are eligible for comprehensive support and improvement.

Sanger Community Day School

Support for Identified Schools

A description of how the LEA has or will support its eligible schools in developing comprehensive support and improvement plans.

Sanger Unified School District operates on the vision that “All students will have the options to demonstrate what they learn and the opportunities to be successful and achieve their dreams.” Our district is centered on the educational practices that focus all efforts on three goals: 1) Raise the achievement of ALL students, 2) Close the achievement gap, and 3) Ensure a safe environment. These three goals have been established over the last 15 years and continue to provide guidance for all schools. We push to achieve those goals through the following Strategies and Initiatives: Professional Learning Communities, Effective Instruction, Multi-Tiered Systems of Support, Balanced Literacy, and College and Career Readiness. Sanger Unified’s success continues to be built on foundational Beliefs that have been consistent and are pervasive in the culture of Sanger Unified: Hope is not a strategy, Don’t blame the kids, It’s about learning, and Every child can and must learn.

Sanger Community Day School (CDS) provides an alternative educational environment to students in grades 7th through 10th, who are having difficulties in the following areas: behavioral issues, academic credit recovery, attendance issues, and/or having difficulty transitioning to a traditional school setting. Students are at risk of not graduating because of poor attendance, lack of credits, or serious behavior concerns. Some of the students are on temporarily suspended expulsions. A suspended expulsion is granted when a student is placed at CDS for an expellable offense. If the student is granted a “second chance” at staying in Sanger Unified via CDS, he or she must follow the stipulations on the rehabilitation contract. A student must maintain a 2.0 GPA, 97% attendance, no suspensions, counseling, and any other services based on the offense. Our goal is to keep students in the district and maintain their understanding that our goal as a district is to provide them the options and opportunities their peers have to succeed. All students must eventually transfer to another school to graduate. An average length of time of placement for students is one semester, depending on their rehabilitation plan. Our purpose is to create a consistent and engaging learning environment that meets the individual needs of all students enrolled at CDS. Ultimately, CDS assists students in preparation toward our comprehensive high schools (middle school students) and progressing toward graduation (high school students). The school is currently serving 37 students. During the 2019-2020 school year, CDS enrolled and served approximately 90 students in grades 7-10. CDS certificated staff consists of a principal, four full-time teachers for core curriculum areas, two part-time intervention teachers, one part-time Resource Specialist (RSP) teacher, one full time Students Assistance Program (SAP) counselor, and one part-time school psychologist. CDS’ support staff consists of: one full time office manager, one part time clerical assistance, one campus safety officer, one noon aide, one part time custodian, and one district food service personnel.

Upon the identification of the CSI status, Sanger Unified School District and Sanger Community Day School (CDS) developed a CSI committee. The purpose of the committee was to identify the practices which lead CDS to the CSI eligibility and search for practices to ameliorate the issues. The committee was notified that CDS was identified as a CSI school during the 2018/2019 school-year due to its high rates of suspensions and meeting the criteria for a CSI school. The 2018 California Department of Education Dashboard showed Orange levels for All Students (12.9% - 11 of 85 students), Socioeconomically Disadvantaged students (14.3% - 11 of 77 students), and Hispanic students (12.2% - 9 of 74 students). In addition, the 2019 California Department of Education Dashboard showed Red levels for All Students (23.0% - 20 of 87), Socioeconomically Disadvantaged students (24.1% - 19 of 79 students), and Hispanic students (23.0% - 17 of 74 students). As a result of meeting the CSI criteria for two years in a row, CDS was designated a CSI school. On local measures, Major offenses were at their highest in 2017/2018 but have declined in the last two years. Minors offenses appear to follow a similar pattern to

majors and have taken a downward trend. A point to consider is that due to the low number of students that attend and grade levels tested on the state exams CDS only receives the color designation for the Suspension dashboard and not the English Language Arts, Mathematics, Chronic Absenteeism, or English Learner dashboards.

The team met once per week to analyze the data and determine the best plan of action to address the issue at hand. The strength of the Community Day school is the limited number of students and the relationship building culture of the staff. As the team analyzes data, they are able to discuss student by student rather than raw numbers and subgroup demographic only data. The team was composed of teachers, parents, office staff, support staff, school counselor, school administrator and a district supervisor. The team analyzed data from a variety of sources such as grades, absenteeism, rates, mental health referrals, and academic achievement. Furthermore, the process of continuous improvement began with the FCSS CSI collaborative team along with our SUSD/CDS CSI team. The team developed a needs assessment by gathering and analyzing data from the current Western Association of Schools and Colleges (WASC) visit, School Plan for Student Achievement (SPSA) plan, Comprehensive School Safety Plan (CSSP), Power-school, grades, attendance, Healthy Kids Surveys, minor/major data, restorative justice practices, counseling referrals, CDS Internal discipline logs, and the CDE data dashboard. Each year the principal develops a Principal's Summit that provides insight to the data and identifies school established goals to meet for the year. The Principal Summit is delivered to the site, stakeholders, and district office personnel. In addition, stakeholders were able to provide input via the Café Con Ponce meetings and School Site Council meetings. Stakeholders also completed annual parent surveys in the spring of each year.

Furthermore, the needs assessment yielded a decline in discipline referrals and suspensions on Wednesdays and on days which expanded learning beyond the classroom. Students participate in the College and Career Readiness (CCR) Program on Wednesdays. In addition, teachers reported that on those days, they had opportunities to strengthen their relationships with their students which led to a positive and safe environment. Based on these data discussions, it was determined that the most effective approach to strengthening the school culture, increasing student self-efficacy, student engagement, and reducing the discipline and suspension rates would be by the expansion of the CCR program at CDS.

Sanger Community Day School offers a CCR class one time per week. Students have the option of selecting from a variety of courses such as Culinary Arts, Video Production, Culinary, Wood Working, Computer Programming, and Entrepreneurship. Each of the aforementioned courses offers an off-site component. This phase of the course is designed to give students real-life exposure and experiences in the careers they have chosen to explore. The goal is for CDS to continue to expand its college and career readiness options for our students. SUSD will continue to meet and evaluate MTSS data. Students at comprehensive high schools have a variety of career options on a daily basis, which students at CDS currently do not have. CDS will develop a multi-tier system to allow students to explore careers of their choosing. The 1st phase will be the onsite career day. The 2nd phase will provide students opportunities to go directly to the work area to expose them to the environment. The 3rd phase will be the apprenticeship component. Students will be transported to the worksite to continue to learn and engage in a safe manner. The 4th phase will allow students to engage in real life career activities i.e. learn in real time. The 5th outcome goal is to allow the student to develop a relationship with a possible employer once the student is of age.

In an effort to reduce the number of suspensions, CDS will have the ease and confidence to deliver a more robust College and Career Readiness Component. Teachers and Counselors will have the responsibility of planning a variety of real-life experience expeditions on a weekly basis. Teachers will be responsible for connecting and developing relationships with community businesses and colleges, which in turn will facilitate trips to those locales. With access to transportation, teachers will feel more confident to plan and organize such offsite experiences for our students. The goal is to ensure the CCR Program is predictable and sustainable for years to come. In an effort to offer a more relevant program to CDS students, we will implement a supplemental personal growth/goal setting curriculum. To achieve this goal, CDS will utilize the 7 Habits of Highly Effective Teens books, curriculum and activities along with the CCR program. These activities will be delivered daily along with the 2nd Step in the Leadership class. The 2nd step program appears more of a psycho-analytical (getting to the root of the problem) approach. The 7 habits main focus is on a cognitive behavior approach (learning replacement behaviors). In other words, moving forward from here. These curriculums will be utilized daily during the Leadership class (1st period). A career inventory will be provided to every student at CDS. The data will serve to provide students with a guide as they progress throughout their educational and professional careers. CDS will utilize the data to develop career options and opportunities of high interest for our students.

Sanger Unified provides equal to or greater level of funding for Sanger Community Day School. The funding formulas for Title I and LCAP are equal to all the other sites within the district. The Administrative staff, Counseling staff, Health staff, clerical, and safety officer, and teacher ratios to students are appropriate for a community day school setting. Sanger Unified recognizes the community day school setting requires small class sizes with appropriate support staff. An Area Administrator is assigned to CDS to ensure appropriate resources are provided to the site. We have not determined any resource inequities both budgetary and personnel for CDS relative to all the other SUSD schools.

CDS staff prides itself on their instructional practices that are always improving and engaging students in learning with the goal of providing SUSD Guaranteed and Viable Curriculum. The work for improving strategies is due to our staff's approach in Professional Learning Community (PLCs). Our PLC is special because it contains all disciplines rather than traditional PLCs that are designed by grade level. The PLC collaborates to design curriculum and instruction to meet the needs of all learners with strong first time lessons. The changes to Common Core State Standards (CCSS) and California Assessment of Student Performance and Progress (CAASPP) have shifted us to look at refining our curriculum to match that to our parent schools: Washington Academic Middle School and Sanger High School. CDS PLCs continue to look at curriculum, strategies, and rigor to develop scaffolds that can help students achieve upon returning to their comprehensive sites. The collaboration is not only within our site's staff, but outreaches to other sites and district instructional specialists to assist in bridging the learning gap.

Monitoring and Evaluating Effectiveness

A description of how the LEA will monitor and evaluate the plan to support student and school improvement.

The CSI stakeholders along with a SUSD supervisor will meet monthly to analyze Multi-Tiered Systems of Support (MTSS) data to ensure the services are calibrated with the CSI plan. The MTSS process is used throughout the district and has been implemented and refined over the last 10 years. Currently the sites are expected to identify district and site level data each month and provide analysis by identifying trends of the academic, behavioral, and socio-emotional data of all students, targeted student groups as well as individual student needs when appropriate. The implementation and impact of the CCR program will be added to the MTSS process. Additional data of student participation in CCR, engagement data provided by the teachers and reflection summaries of the student experience will be analyzed and compared to the other output data from the MTSS process described below. In addition, CDS plans to provide a pre-test and post-test of student knowledge of CCR initiatives at the beginning and end of the year or entry and exit if the student leaves mid-year.

The purpose of the SUSD MTSS process addresses the needs of students through screening data, researched based interventions, and constant progress monitoring. The process ensures equity and access for all learners and expects the implementation of a continuous cycle of improvement. The cycle of improvement not only includes the site level, but also the feedback loop includes leaders from other sites in our Administrative Professional Learning Communities, and district leaders in the District MTSS team. The data analyzed varies and includes site focused data as well as district data expectations. Examples of data includes reading scores in DIBELS and BAS, minor and major discipline data, various types of PBIS data, D/F list data, SEL data, iReady data, NWEA data, Restorative practice data, students on-track data, seniors on-track data, Attendance and Engagement data, Chronic absenteeism data, classroom walkthrough data, English Learner specific data, FAFSA completion data, A-G on track data, suspension and expulsion data, and college and career readiness data. For the Sanger Community Day school, the specific data related to minor/major discipline infractions, suspension and expulsion data, Restorative practices data and college and career readiness data, attendance and engagement data, D/F and GPA data will be discussed in the MTSS meetings. In addition to the CSI plan, the MTSS data analysis supports the School Plan for Student Achievement (SPSA) plan, the site level Western Association of Schools and Colleges (WASC) plan, the principal's summit plan and district/school Local Control Local Control and Accountability Plan (LCAP) at Community Day School.

Stakeholder Engagement

A summary of the stakeholder process and how the stakeholder engagement was considered before finalizing the LCAP.

Sanger Unified School District has existing structures in place to disseminate information and seek input from parents, staff, and community. Stakeholder engagement for the LCAP followed the same communication structures in addition to specific presentation sessions focused on the LCFF and provided information to parents, administrators, teachers, and students. Throughout this process, the goals of the district have been clearly identified and articulated as the following:

1. Raise the Achievement of ALL Students
2. Close the Achievement Gap
3. Ensure a Safe Environment

Parent/School Staff/ Student/Community LCAP Stakeholder Survey

As part of the planning process for updating our Local Control Accountability Plan (LCAP), Sanger Unified contracted with Hanover Research to survey parents, teachers/staff, students and community. Survey included a series screener questions, background questions, as well as opportunities to respond to current LCAP services including Student Support Services, Multi-Tiered Systems of Support, College and Career Readiness, School Climate and Culture, Professional Development, Parent and Community Engagement and District Priorities. Respondents were able to indicate how much they agree or disagree with statements, how satisfied they are with a variety of topics as well as an open ended response with any additional thoughts related to community involvement in Sanger Unified.

Survey responses contained a statistically-appropriate sample of all stakeholder groups.

A total of 4,120 responded to the online survey from February 2- February 12.

Of the respondents, 27% qualify for free or reduced price meals, 7% indicated their children are English Learners, 4% indicated their children are on an Individualized Education Plan, 1% are Migrant and .2% are foster parents and 65% were none of the above.

In addition to the LCAP Survey, the District also provides a Parent Survey to all parents and every school. The survey goes out in March and the input is used improve services for students. The expected return rate is 85% for elementary sites and 75% for secondary sites. The survey is distributed in English, Spanish and Hmong.

LCAP Presentation/Discussion/Input sessions

Each site principal communicates the importance and intent of LCAP and encourages input from all stakeholders.

Components of the communication include the following:

Three District Goals

Goal 1: The District will provide a high quality system to raise the academic achievement of all students

1. Students provided sufficient access to standards aligned curricular materials as measured by local indicator self-reflection tool. (Priority 1)
2. Implementation of the CA state standards as measured by the state self-reflection tool. (Priority 2)
3. CAASPP Student Average Distance from Level 3 in English Language Arts (ELA) for all students including applicable Student Groups (Priority 4)
4. CAASPP Student Average Distance from Level 3 in Mathematics for all students including applicable Student Groups (Priority 4)
5. A-G Completion rates for all students including applicable Student Groups (Priority 4)
6. Career Tech Education Pathway Completion rate for all students including applicable Student Groups (Priority 4)
7. Advanced Placement pass rate for all students scoring 3 or higher including applicable Student Groups (Priority 4)
8. Early Assessment Program English Language Arts (ELA) pass rate for students meeting Conditionally Ready or higher status for all students including applicable Student Groups. (Priority 4)
9. Early Assessment Program Mathematics pass rate for students meeting Conditionally Ready or higher status for all students including applicable Student Groups. (Priority 4)
10. Student access to a broad course of study as measured by the analysis of school site master schedule (Priority 7)
11. Other Pupil Outcome - Student Met or Exceeded rate on SUSD TK-2 District Progress Assessments in English Language Arts (ELA) and CDE Interim Comprehensive Assessments for English Language Arts (ELA) (Priority 8)
12. Other Pupil Outcome - Student Met or Exceeded rate on SUSD TK-2 District Progress Assessments in Mathematics and CDE Interim Comprehensive Assessments for Mathematics (Priority 8)

Goal 2: The District will provide a high quality educational system for all students focusing on high academic rigor with a Multi-Tiered System with a focus on narrowing the achievement gap for all subgroups.

13. English Learners making annual growth as measured by/ELPAC annual growth data (Priority 4)
14. English Learner Reclassification rate (Priority 4)

15. Middle school dropout rates for all and applicable Student Groups (Priority 5)
16. High school dropout rates for all and applicable Student Groups (Priority 5)
17. High school graduation rates for all and applicable Student Groups (Priority 5)
18. Locally defined Sanger Pledge/Central Valley Promise rate of:(Priority 8)

Goal 3: The District will operate with increasing efficacy and effectiveness in all areas of operation promoting a safe school environment.

19. Properly Credentialed teachers as measured by Misassignments of teachers of English Learners, total teacher misassignments and vacant teacher positions (Priority 1)
20. Facilities maintained above 95% as measured by the Facilities Inspection Tool (Priority 1)
21. Parent involvement through the local indicator tool (Priority 3)
22. Student attendance rates for all and applicable Student Groups (Priority 5)
23. Chronic absenteeism rates for all and applicable Student Groups (Priority 5)
24. Student suspension rates for all and applicable Student Groups (Priority 6)
25. Student expulsion rates for all and applicable Student Groups (Priority 6)
26. School climate from locator indicator tool (Priority 6)

In addition to the school site communication, SUSD holds LCAP Stakeholder meetings/ input opportunities:

LCAP stakeholder Presentation/ Input:

February 10 DELAC

February 2-12 Hanover LCAP Stakeholder Survey

March 23, April 15 SELPA Meeting- No input provided

April/May Sanger Unified Teachers Association Leadership- Certificated Bargaining Unit collection of responses

April/May SHS/ WAMS Student Groups collection of responses

April/May Foster/ Homeless personal phone calls

April 15, 2021 Dolores Huerta Foundation Community Group

February 2-12 - Teachers and staff were provided an opportunity during the school day to complete the LCAP survey which provided feedback to the district.

Some completed the digital survey during staff meetings and others completed on their own time.

Stakeholders were given an opportunity to give input regarding LCAP Actions and Allocations.

Community Stakeholders also provided feedback through an open ended survey.

1. What services do you suggest Sanger Unified should continue?
2. What current services do you suggest Sanger Unified enhance or expand on?
3. What services do you suggest Sanger Unified provide that we are not currently providing?
4. Other suggestions and input

This information was compiled and shared with the district leadership, site leadership, the DELAC committee and the LCAP Guidance Committee. The feedback was one of the many different forms of communication to the district leadership teams to determine ongoing LCAP Goal, Actions, Services and Expenditures.

LCAP Actions and Services

Additional School Site Allocation

Technology

Early Literacy

Academic Intervention and Support

Socio-Emotional and Behavioral Support

English Learner Support

College and Career Readiness

Parent and Community Involvement

Professional Development

Enrichment in Arts and Science

Class Size Reduction

Library and Media Services

Facilities

Transportation

Another avenue for communication and stakeholder input is the LCAP Guidance Committee.

The role of the LCAP Guidance Committee is to: 1) Advise on LCAP Budget allocation, 2) share information with community members, 3) review annual progress on District goals, and 4) review other stakeholder input.

Composition: Ensure that parents of students in Sanger Unified, including LCFF target subgroups, make up a majority of the membership. Through facilitated meetings, the LCAP Guidance Committee members provide important feedback that helps SUSD to shape the LCAP plan that authentically reflects the diverse interests of the community.

The LCAP Guidance Committee includes 26 members

15 Parents

3 EL

8 SED

4 None of above

4 Students

2 Teachers

1 Other employee

2 Administrators

1 SUSD board member

1 Community member

Observers

Superintendent - Adela Jones

Assistant Superintendent Tim Lopez

LCAP Guidance Committee Calendar and Focus Area

August 26, 2020 Learning Continuity Plan review and comment

January 27, 2021 Intro, Norms, Purpose and LCFF/LCAP Overview, LCAP Past and Present, Metrics and Goals and Priorities

March 16, 2021 Student Achievement, Dashboard, EL Services, Stakeholder Input

April 20, 2021 Overview of Goals, Actions, Services and Expenditures, LCAP Survey Results

May 18, 2021 LCAP Writers small group discussions with committee, Budget Overview, Stakeholder Overview, Committee Input
June 15, 2021 @ 4pm District English Language Advisory Council review of LCAP Draft
June 15, 2021 @ 6pm District Advisory Council Review of LCAP Draft

Curriculum and Instruction Cabinet Meetings- March- May 2021

Met with the curriculum and instruction department leaders and provided an opportunity for input. The team synthesized the input from the LCAP survey and LCAP stakeholder feedback and developed recommendations.

Meetings and Opportunities to Provide additional input to LCAP Draft

May/June LCAP Guidance Committee meeting. Members will be given opportunities to review LCAP proposed allocations and provide feedback.

May 12, 2021 District English Learner Advisory Council to review LCAP draft and provided opportunities for feedback.

June 15, 2021 LCAP Guidance Committee/DAC review of LCAP draft and provided opportunities for feedback.

The Superintendent sent a letter to the DELAC/DAC and LCAP Guidance committees in response to specific questions.

In addition, the LCAP draft will be posted on May 24, 2021 on the district website for comment. An online form was made available to download and send to the district.

June 8, 2021 - Public Hearing at Board Meeting

June 22, 2021 - Board Meeting adoption of Sanger Unified LCAP, Annual Update, Budget and Local Indicators

A summary of the feedback provided by specific stakeholder groups.

LCAP Survey 20-21, 19-20, 18-19

Two areas have emerged as a common trend in each of the last 3 years of the LCAP Survey. The first is Social Emotional Learning. Stakeholders for 20-21 survey suggest SUSD provide additional resources and staff for social emotional learning and to further develop existing support networks and to make resources more visible to parents and students. The 19-20 survey suggested increasing communication on social and emotional support services and the 18-19 survey suggested SUSD should provide improved social and emotional support for students. Around 60 percent of students feel that their school provides resources for helping them when they have social or emotional problems, makes them aware of resources that could help them with these needs, and teaches them how to get help for problems.

The second action that emerged in the last 3 years of the LCAP Survey is a focus on College and Career and Career Technical Education. A recommendation from the 20-21 survey suggested SUSD work with students to ensure they are provided with adequate college and career preparation. The 19-20 survey suggested SUSD increase opportunities for Career and Technical Education. In 18-19 a top recommendation was to emphasize skills development as part of its College and Career Readiness efforts. Less than two-thirds of staff members agree that students have the skills to succeed in the workforce or in college after graduation.

Two additional actions that emerged in the top 3 recommendations for 2 out of the 3 years include intervention for struggling students and networks for families to support their children. In the 20-21 survey, intervention for struggling students was the number one key finding. In 18-19, results suggested that SUSD should prioritize developing a system of resources and interventions for struggling students. Nearly half of the parents and staff mentioned this as a top priority.

The second service that was in the top 3 recommendations for 2 out of 3 years was support systems and networks for families. In 20-21, it is recommended that SUSD further develop existing support networks and make resources more visible to families and students. In the 19-20 survey, a top recommendation was to provide parents more information on how to support students at home.

Rounding out top findings and/or recommendations include: Reduce Class size, eliminate programs that are not working and modernize school facilities for safety,

Overall Results by specific groups:

Students: College and Career, Social Emotional Support and Enrichment, Arts, and Science.

Bargaining Units: Social Emotional Support, Class Size Reduction, Library, Visual and Performing Arts, Academic Intervention

DELAC: Academic Intervention, Social Emotional Support, Enrichment, Arts, and Science, Visual and Performing Arts, Family Engagement

Community: Social Emotional Support, Academic Intervention, College and Career, Academic Intervention, Transportation, English Learner Support

Common trends based on written responses for 20-21:

What services to you suggest Sanger Unified should continue?

Intervention Teachers

Literacy Support

Reading Intervention

Social Emotional Support including Special Friends/Friendship Club

Class Size Reduction

Parent Classes/Engagement

Career Pathways

English Language Development

Curriculum and Staff to support English Language Development

Library services

LEAP Program (Academic as well as Enrichment)

PE and Music Teachers

Summer School

Student Advocates

Technology including apps

Professional Learning

Response to Intervention

Healthy Lunch

Accelerated Reader

Teacher Planning Days

New Social Studies Curriculum

Campus Monitors

Health Services

Pupil Services

What current services do you suggest Sanger Unified enhance or expand on?

Intervention

Reading Intervention Teachers

Early Literacy

Social Emotional Support

Welcoming Families

Smaller class size

Technology

Technology Support for Families

Programs for anti-bullying

Family Support Systems

Visual and Performing Arts including music teacher at all levels

STEM

Science

Field Trips

Library Services

After school tutoring

Professional Learning

Special Education Services-Hire more teachers, psychologists and speech pathologist

Athletic Facilities

New electives

Transportation- Possibly charge if students live within walking distance

Materials and supplies for school sites

Aides for RSP teacher support

What services do you suggest Sanger Unified provide that we are not currently providing?

Interventions

Liaison to reach out and help parents learn about school programs

Outreach for Non English Speaking Families

Programs to enhance healthy eating for families

Build Arts and Reading Programs

Social Emotional Support for Students

Enrichment for Math, Science and Social Studies

Saturday Tutoring

Mental Health Support for Teachers

Class size reduction

Aides for TK/ Kinder/ elementary classes

Increase Professional Learning to include Innovation

English Language Learner Support/ Including PD

Math Support

Hands on classes: Wood Shop, Auto, Ag Mechanics, Home Economics

Phonics Curriculum

GATE opportunities at all schools

Accelerated Reader/ iReady Curriculum, science kits

Other suggestions and input

Use people already in special assignments to coach

Increase teacher planning days

Hire more Social Emotional Support Staff

The LCAP Guidance Committee ranked the actions in the following order:

Social Emotional Support

Academic Intervention

College and Career
Class Size Reduction
Facilities
English Learner Support
Literacy, Technology, Enrichment, Parent Engagement, Additional Site Allocation, Additional Transportation, Professional Learning

A description of the aspects of the LCAP that were influenced by specific stakeholder input.

As a result of stakeholder input and the analysis of Hanover Research on the 20-21 LCAP Survey and Sanger Unified's analysis of trend data and progress monitoring, the following aspects of the LCAP were explored for adjustment:

Parent and Family Engagement will continue to provide classes in a variety of settings and will include topics recommended by parents and staff. The addition of a Parent Education Program Specialist will add the needed support system for outreach and education.

Balanced Literacy will now only include District Pre-School. The Literacy Specialist Teachers will not be funded this year, as all sites have fully implemented the guided reading program and have trained staff to continue to coach and support teachers in this area.

English Learner Support will include a English Learner Program Specialist that will serve all sites in the district.

Stakeholders were supportive in maintaining the broad goals that captured specific actions intended to provide services to all students including English Learners, foster youth, low-income students, and students with exceptional needs. The top 3 priorities of stakeholders include: Social Emotional Support, Academic Intervention and College and Career. Support Systems and Education for families is emerging as another top recommendation. Actions also high on the list this year include: Class Size Reduction, Enrichment Arts and Science, Visual and Performing Arts, Transportation and safety of Facilities.

Actions to continue based on stakeholder input and supporting documents to ensure effectiveness include:

Goal 1 - Raise Student Achievement for All Students

Balanced Literacy: District Pre- School

College and Career Readiness: AP Exam, CTE VROP Personnel

Technology: Tech Support Specialist to Support One-on-One, Tech Devices 1:1 Program

Professional Learning: District Professional Learning Initiatives, Teacher Development

Enrichment Opportunities: Summer School Enrichment, Visual and Performing Arts, Dual Language Site Support
Parent Engagement: Parent and Family Engagement Support

Additional Site Allocation: Will now include Intervention and Curriculum Support Providers and Site Professional Learning

Goal 2- Close the Achievement Gap

Academic Intervention and Support: SHS/Sequoia/Quail Lake/WAMS After School Programs, Parent Student Advocates

Social, Emotional and Behavioral Support: Psychologist at each site; expansion of services, Homeless/Foster Liaison, Restorative Justice Personnel, Teacher for Center for Behavioral Support, 7 Para Educators

English Learner Support: English Learner Professional Development, English Learner Program Specialist

Goal 3- Ensure a Safe Environment

Facilities, Additional Transportation, Class Size Reduction

There will be a continued focus on closing the achievement gap between all students, EL students and students with disabilities. Actions supporting this focus are reflected in Goal 2.

Sanger Unified School District will continue to collaborate with stakeholders throughout the school year to explore and monitor the progress of implemented actions.

Goals and Actions

Goal

Goal #	Description
1	The district will provide a high quality educational system to raise the academic achievement of ALL students.

An explanation of why the LEA has developed this goal.

This goal was developed to reflect the core program provided to all students in the district. Data reflects that the district continues to have all facilities in good repair and all students have sufficient access to standards aligned materials. Additionally, teachers continue to implement state board adopted standards and provide EL students access to standards for purposes of gaining academic content knowledge and English Language proficiency. The district, in collaboration with school staff, will ensure the actions aligned with the goal continue to sustain the positive progress by monitoring the implementation of each action described below. The district will continue to consult with stakeholders and will adjust actions as necessary if data begins to reflect a decrease in outcomes.

This goal was developed because student achievement data shows that Sanger Unified needs to increase the academic achievement of all students, including unduplicated students and student groups with a performance gap. The actions and metrics associated with this goal were chosen specifically to target and improve academic performance of all students while closing the achievement gaps. The metrics will illustrate the year to year growth of both students and students groups with performance gaps.

Measuring and Reporting Results

Metric	Baseline	Year 1 Outcome	Year 2 Outcome	Year 3 Outcome	Desired Outcome for 2023–24
Appropriately assigned and fully credentialed teachers	5% misassignments 0 % vacancies Data Year: 2020-21 Data Source: CALSAAS				0% misassignment 0% vacancies Data Year 2023-24 Data Source: CALSAAS

Metric	Baseline	Year 1 Outcome	Year 2 Outcome	Year 3 Outcome	Desired Outcome for 2023-24
Access to standards aligned instructional materials	100% Data Year: 2020-21 Data Source: Local Indicator				100% Data Year 2023-24 Data Source: Local Indicator
Implementation of State Standards	Data Year: 2020-21 Data Source: State Self Reflection Tool score of 3.78				Data Year: 2023-24 Data Source: State Self Reflection Tool - Positive Growth from baseline
Pupil Achievement ELA	Data Year: 2018-19 Data Source: State Dashboard All: 53% African Am: 41% Asian: 63% EL: 14% Hispanic: 48% Homeless:50% SED: 37% SWD: 14%				Data Year: 2023-24 Data Source State:Dashboard Positive Growth

Metric	Baseline	Year 1 Outcome	Year 2 Outcome	Year 3 Outcome	Desired Outcome for 2023-24
Pupil Achievement Math	Data Year: 2018-19 Data Source: State Dashboard All: 43% African Am: 43% Asian: 56% EL: 13% Hispanic: 37% Homeless: 28% SED: 36% SWD: 9% White: 63%				Data Year: 2023-24 Data Source: State Dashboard Positive Growth
Pupil Achievement A-G	Data Year: 2019-20 Data Source: CALPADS Cohort Outcome 15.2 Report" ALL: 48% African Am: 43% Asian: 75% EL: 11%				Data Year: 2023-24 Data Source: CALPADS Cohort Outcome 15.2 Report" Positive Growth

Metric	Baseline	Year 1 Outcome	Year 2 Outcome	Year 3 Outcome	Desired Outcome for 2023-24
	Hispanic: 43% Homeless* SED: 45% SWD: 6% White: 58%				
Pupil Achievement- CTE Completion	Data Year: 2019-20 Data Source: CALPADS Cohort Outcome 3.14 Report" ALL: 96% African Am: * Asian: 97% EL: * Hispanic: 95% Homeless* SED: 95% SWD: * White: 96%				Data Year: 2023-24 Data Source: CALPADS Cohort Outcome 3.14 Report" Positive Growth
Pupil Achievement- AP Pass Rate for all students scoring 3 or higher including applicable student groups	DataYear: 2019 - 20 Data Source: DataQuest AP Test Report(CollegeBoard) All: 65% African Am: 43%				Data Year: 2023-24 Data Source: DataQuest AP Test Report(CollegeBoard) Positive Growth

Metric	Baseline	Year 1 Outcome	Year 2 Outcome	Year 3 Outcome	Desired Outcome for 2023-24
Pupil Achievement- Early EAP English Language Arts pass rate for students meeting conditionally ready for higher status for all students including student groups	Data Year: 2018-19 Data Source: CAASPP Test Results All: 64% African Am: 44% Asian: 75% EL: 3% Hispanic: 60% Homeless* SED: 59% SWD: 23% White: 85%				Data Data Year: 2023-24 Data Source: CAASPP Test Results Positive Growth
Pupil Achievement- Early EAP Math pass rate for students meeting conditionally	Data Year: 208-19 Data Source: CAASPP Test Results				Data Year: 2023-24 Data Source: CAASP Test Results

Metric	Baseline	Year 1 Outcome	Year 2 Outcome	Year 3 Outcome	Desired Outcome for 2023-24
ready for higher status for all students including student groups	All:37% African Am: 28% Asian: 55% EL: 3% Hispanic: 30% Homeless* SED: 32% SWD: 7% White: 66%				Positive Growth
Access to a Broad Course of Study	Data Year: 2020-21 100% of students have access to Broad Course of Study Data Source: School Site Master Schedules				Data Year: 2023-24 100% of students have access to Broad Course of Study Data Source: School Site Master Schedules
Other Pupil Outcomes- i ready ELA	Data Year: 2020-21 Data Source: i ready diagnostic reports. First year of implementation. Will have diagnostic report in June for future comparison to be				Data Year: 2020-21 Data Source: i ready diagnostic reports showing positive growth

Metric	Baseline	Year 1 Outcome	Year 2 Outcome	Year 3 Outcome	Desired Outcome for 2023–24
Other Pupil Outcomes- i ready Math	<p>used as the 20-21 baseline data</p> <p>38% On Grade Level or Above Diagnostic Results for #2 of 3 Grades K-8</p>				<p>Data Year: 2020-21</p> <p>Data Source: i ready diagnostic reports showing positive growth</p>
	<p>Data Year: 2020-21</p> <p>Data Source: i ready diagnostic reports. First year of implementation. Will have diagnostic report in June for future comparison to be used as the 20-21 baseline data</p> <p>26% On Grade Level or Above Diagnostic Results for #2 of 3 Grades K-8</p>				

Actions

Action #	Title	Description	Total Funds	Contributing
1	Balanced Literacy	Balanced Literacy Resources will be allocated to support a literacy-rich environment at Hallmark to increase the exposure for low-income students, English Learners and foster youth. Text sets, guided reading books, expanded classroom libraries, and home/school support will be readily available to support district goal of all Hallmark students being literate by 3rd grade.	\$17,000.00	Yes

Action #	Title	Description	Total Funds	Contributing
2	College and Career Readiness	To enhance the College and Career opportunities of low-income pupils, English Learners, Re-designated Fluent English Proficient Pupils, and Foster Youth, and other subgroups identified to close achievement gaps, Sanger Unified will: To enhance the college and career opportunities of low-income students, English Learners and Re-designated Fluent English Proficient students, Hallmark will provide additional academic counseling services to promote knowledge of future opportunities. Hallmark will also facilitate additional visits to colleges and local industries. Hallmark will provide access for all 8th and 10th grade students to the College Board PSAT. Hallmark will provide support for all students taking the College Board Advanced Placement test at a reduced fee.	\$30,000.00	Yes
3	Technology	To assist our low-income students, English Learner, and foster youth students in being College and Career ready, each teacher will receive appropriate technology devices for instructional purposes. Additionally, to assist low-income students and English learners. Each Hallmark teacher will receive appropriate technology devices for instructional purposes. Additionally, all high school students will participate in a blended learning program, including online Conceptual Physical Science, Spanish I and Spanish II. Hallmark teachers will receive training and support implementation. All students' grades 7-12 will receive iPads and appropriate instruction for implementation for Edgenuity. Applications, software, and materials that supports the instructional focus will be provided. Conference and training expenses have also been allocated. To ensure the implementation of instruction and assessment through technology integration, staffing for technical support and instructional coaching will be maintained along with addition of positions. Funding for staffing will be supplemented by other sources.	\$25,000.00	Yes

Action #	Title	Description	Total Funds	Contributing
4	Professional Learning	<p>Provide professional development for all Pre-K through 12th grade teachers to build their capacity in educational pedagogy and assessment. Professional learning goals will meet the needs for all students especially low-income students, English learners, and foster youth. The topics of the PD will be centered on our district's initiatives of high achievement for all students and closing the achievement gap.</p> <p>Hallmark will allocate funds to support teachers to meet in their Professional Learning Communities, off site, if necessary, and review student data and student achievement on regular basis. Hallmark will increase professional development opportunities for all teachers to build their capacity and focus on high achievement for all students. Teachers would have time to work in PLC's and focus on site-based issues such as new curriculum and syllabi; new assessments aligned to CCSS; revised grading policies and rubrics, and other goals.</p>	\$22,000.00	Yes
5	Enrichment Opportunities	<p>To enhance the access to Arts, Science, and enrichment opportunities of low-income pupils, English Learners, Re-designated Fluent English Proficient Pupils, and Foster Youth, and other subgroups identified to close achievement gaps, Hallmark will: Allocate resources to the music program to purchase audiovisual equipment to enhance the teaching of music, history, repertoire, style and technique. Provide enrichment opportunities for students at the K-8 level in STEM activities.</p>	\$29,000.00	Yes
7	Additional Site Allocation	<p>School Site Allocation</p> <p>Sanger Unified's state academic indicators in ELA and Math on CAASPP and local indicators on iReady ELA and Math show improvement is needed with respect to unduplicated students and students with disabilities. Each school site in Sanger Unified has unique academic and socio-emotional needs tailored to their</p>	\$30,700.00	Yes

Action #	Title	Description	Total Funds	Contributing
		<p>unduplicated students. To address the unique needs of the schools, Therefore, school sites will be allocated funding based on the number of unduplicated students to provide support identified by the stakeholders of the site. All site expenditures allocated must be budgeted and included on the SPSA. The school site council/leadership teams approve the federal funds for SPSA and informed on the LCAP funding. District Administration monitors the appropriate expenditure of these funds. Site expenditures are required to principally focus on with an emphasis on low-income pupils, English Learners, Re-designated Fluent English Proficient Pupils, and Foster Youth, and other subgroups identified to close achievement gaps. Expenditures focus on supplementary instructional materials for early literacy, English learners, and intervention. Technology hardware and software to support student access to supplementary materials and technology support personnel. Expenditures include site level training of personnel focused on student access to reduce the learning gaps. It is our expectation that the implementation of these unique site services will target the unduplicated students and result in higher levels of student literacy and an increased performance of students on the ELA and Math CAASPP. local indicator of iReady for ELA and Math and the College and Career Indicator as well as graduation rates at the secondary levels.</p>		

Goal Analysis [2021-22]

An analysis of how this goal was carried out in the previous year.

A description of any substantive differences in planned actions and actual implementation of these actions.

Analysis of the 2021-22 goals will occur during the 2022-23 update cycle.

An explanation of material differences between Budgeted Expenditures and Estimated Actual Expenditures.

Analysis of the 2021-22 goals will occur during the 2022-23 update cycle.

An explanation of how effective the specific actions were in making progress toward the goal.

Analysis of the 2021-22 goals will occur during the 2022-23 update cycle.

A description of any changes made to the planned goal, metrics, desired outcomes, or actions for the coming year that resulted from reflections on prior practice.

Analysis of the 2021-22 goals will occur during the 2022-23 update cycle.

A report of the Estimated Actual Expenditures for last year's actions may be found in the Annual Update Expenditures Table.

Goals and Actions

Goal

Goal #	Description
2	The district will provide a high quality educational system for all students focusing on high academic rigor with a Multi-Tiered System with a focus on narrowing the achievement gap for all Student Groups.

An explanation of why the LEA has developed this goal.

This goal was developed because student achievement data shows that Sanger Unified needs to increase the academic achievement of all students, including unduplicated students and student groups with a performance gap. The actions and metrics associated with this goal were chosen specifically to target and improve academic performance of all students while closing the achievement gaps. The metrics will illustrate the year to year growth of both students and students groups with performance gaps.

Measuring and Reporting Results

Metric	Baseline	Year 1 Outcome	Year 2 Outcome	Year 3 Outcome	Desired Outcome for 2023-24
Pupil Achievement-English Learners making annual growth as measured by English Learner Progress Indicator	Data Year: 2018-19 Data Source: ELPI State Dashboard 2019 47.4 % making progress				Data Year: 2023-24 Data Source: ELPI State Dashboard 2024 Positive Growth
Pupil Achievement-English Learner Reclassification Rate	Data Year: 2020-21 Data Source: Data Quest 2019-20 20.1 %				Data Year: 2023-24 Data Source: Data Quest Stay above RFEF rate for state and county

Metric	Baseline	Year 1 Outcome	Year 2 Outcome	Year 3 Outcome	Desired Outcome for 2023-24
Pupil Achievement-Middle School Drop out rates	Data Year: 2019-20 Data Source:CALPADS 19-20 Fall 1 Less than 1%				Data Year: 2019-20 Data Source:CALPADS 19-20 Goal is zero
Pupil Achievement-High School Drop out rates	Data Year: 2019-20 Data Source:CALPADS Cohort Outcome report 19-20 3.39 %				Data Year: 2023-24 Data Source: CALPADS Cohort Outcome report 19-20 Less than 1%
Pupil Achievement-High School Cohort Graduation Rate	Data Year: 2019-20 Data Source: Data Quest All 94.4% African American 93.8% Asian 96.5% Filipino *% Hispanic 94.1% White 93.5%				Data Year: 2023-24 Data Source: Data Quest 97%

Metric	Baseline	Year 1 Outcome	Year 2 Outcome	Year 3 Outcome	Desired Outcome for 2023–24
Panorama Data	Data Year: Fall 2020 Data Source: Panorama Education Student Competency 4th-5th Emotional Regulation: 45% Growth Mindset: 57% Self-Efficacy: 51% Social Awareness: 66% Student Supports and Environment 4th-5th Rigorous Expectations: 79% Sense of Belonging: 71% Teacher-Student Relationships: 79% Student Competency 6th-12th Emotional Regulation: 46% Growth Mindset: 52% Self-Efficacy: 42%				Data Year: Fall 2023 Data Source: Panorama Education Positive Growth on all measures for 45h-5th and 6th-12th.

Metric	Baseline	Year 1 Outcome	Year 2 Outcome	Year 3 Outcome	Desired Outcome for 2023-24
	Social Awareness: 61%				
	Student Supports and Environment 6th-12th Rigorous Expectations: 73%				
	Sense of Belonging: 46%				
	Teacher-Student Relationships: 66%				

Actions

Action #	Title	Description	Total Funds	Contributing
1	Academic Intervention and Support	Additional site After School Programs Support This specific action/service is principally directed to increase services and supports directly to school sites to provide interventions and supports to remediate skill deficits and accelerate learning to close the achievement gap. These services and supports are offered within the school day, but not limited to beyond the school day. Interventions and supports are targeted and uniquely designed to take into account additional and unique risk factors for at-risk students, socio-economic disadvantaged students, English Learners, and Foster and Homeless Youth students. Hallmark will provide extra tutorial hours to improve outcomes for at risk, low-income and English Learners, both on-site and in the Hallmark homes. These services and supports are offered within the school day and beyond the school day.	\$44,000.00	Yes

Action #	Title	Description	Total Funds	Contributing
2	Social-Emotional and Behavioral Support	<p>Add Social-Emotional support personnel, principally directed, to support the social-emotional health of at-risk students including: low income, english learner, foster youth, redesignated fluent English proficient, and special education. SEL personnel train at-risk and trauma affected youth, to acquire and effectively apply the knowledge, attitudes, and skills necessary to understand and manage emotions, set and achieve positive goals, feel and show empathy for others, establish and maintain positive relationships, and make responsible decisions. Hallmark will provide Social-Emotional support personnel, principally directed, to support the socio-emotion health of at risk students including:</p> <ul style="list-style-type: none"> • Low-income • English Learner • RFEPP Pupils • Special Education <p>The extra support may be accessed through SUSD PPS department and other departments.</p>	\$5,000.00	Yes

Goal Analysis [2021-22]

An analysis of how this goal was carried out in the previous year.

A description of any substantive differences in planned actions and actual implementation of these actions.

Analysis of the 2021-22 goals will occur during the 2022-23 update cycle.

An explanation of material differences between Budgeted Expenditures and Estimated Actual Expenditures.

Analysis of the 2021-22 goals will occur during the 2022-23 update cycle.

An explanation of how effective the specific actions were in making progress toward the goal.

Analysis of the 2021-22 goals will occur during the 2022-23 update cycle.

A description of any changes made to the planned goal, metrics, desired outcomes, or actions for the coming year that resulted from reflections on prior practice.

Analysis of the 2021-22 goals will occur during the 2022-23 update cycle.

A report of the Estimated Actual Expenditures for last year's actions may be found in the Annual Update Expenditures Table.

Goals and Actions

Goal

Goal #	Description
3	Provide a safe school environment.

An explanation of why the LEA has developed this goal.

Student learning is maximized when the learning environment is comfortable and well-maintained, and when all students feel secure at school.

Measuring and Reporting Results

Metric	Baseline	Year 1 Outcome	Year 2 Outcome	Year 3 Outcome	Desired Outcome for 2023-24
Parent Involvement	Data Year: 2020-21 Data Source: State Evaluation Tool-Full Implementation/Full Implementation and Sustainability Building Relationships: 74% Building Partnerships: 73% Seeking Input: 62%				Data Year: 2023-24 Data Source: State Evaluation Tool-Full Implementation/Full Implementation and Sustainability Building Relationships: 75% Building Partnerships: 75% Seeking Input: 70%

Metric	Baseline	Year 1 Outcome	Year 2 Outcome	Year 3 Outcome	Desired Outcome for 2023-24
Facilities maintained in good repair	Data Year: 2020-21 Data Source: Facility Inspection Tool All Facilities maintained in good repair				Data Year: 2023-24 Data Source: Facility Inspection Tool All Facilities maintained in good repair
Attendance Rates	Data Year: 2018-19 Data Source: CALPADS ALL: 96.1% African American 95% Asian 97% Filipino 98% Hispanic 96% White 96% English Learners 96% SED 96% Homeless 94% Students with Disa				Data Year: 2023-24 Data Source: CALPADS 97%
Chronic Absenteeism	Data Year: 2018-19 Data Source: Data Quest All 7.5%				Data Year: 2023-24 Data Source: Data Quest 5%

Metric	Baseline	Year 1 Outcome	Year 2 Outcome	Year 3 Outcome	Desired Outcome for 2023-24
	African American 11.7% Asian 2.5% Filipino 5.7% Hispanic 8.7% White 5.6% Two or more Races 3.1% English Learners SED Foster<br/				
Suspension Rates	Data Year: 2019-20 Data Source: DataQuest 19-20 (Old Metric Dashboard Fall 2019) All 2.1% African American 6.8% Asian 0.8% Filipino 0% Hispanic 2.5% White				Data Year: 2023-24 Data Source: Data Quest 3 %

Metric	Baseline	Year 1 Outcome	Year 2 Outcome	Year 3 Outcome	Desired Outcome for 2023-24
Expulsion Rates	Data Year: 2018-19 Data Source: Data Quest Less than 1%				Data Year: 2023-24 Data Source: Data Quest Below 1%
School Climate	Data Year: 2019-20 Data Source: Panorama Students 61% Parents 89% Teachers 87% Data Year: 2019-20 Data Source: Panorama an				Data Year: 2023-24 Data Source: Panorama Students 70% Parents 90% Teachers 90% Data Year: 2023-24 Data Source: Panorama an

Actions

Action #	Title	Description	Total Funds	Contributing
1	Facilities	Provide well-maintained, up-to-date facilities to enhance student safety. Facilities upgrades included a focus on facility upgrades to enhance technological access, classroom reconfiguration to provide greater student collaboration, and classroom redesign to enhance teacher presentation. Add an additional building at Hallmark to accommodate a Parent/Student tutorial area. Teachers, parents, and students would be able to meet for additional tutorials service and support. Hallmark could also use the space to accommodate the additional Social-Emotional support personnel, academic counseling, and college and career presentations.	\$14,000.00	Yes

Goal Analysis [2021-22]

An analysis of how this goal was carried out in the previous year.

A description of any substantive differences in planned actions and actual implementation of these actions.

Analysis of the 2021-22 goals will occur during the 2022-23 update cycle.

An explanation of material differences between Budgeted Expenditures and Estimated Actual Expenditures.

Analysis of the 2021-22 goals will occur during the 2022-23 update cycle.

An explanation of how effective the specific actions were in making progress toward the goal.

Analysis of the 2021-22 goals will occur during the 2022-23 update cycle.

A description of any changes made to the planned goal, metrics, desired outcomes, or actions for the coming year that resulted from reflections on prior practice.

Analysis of the 2021-22 goals will occur during the 2022-23 update cycle.

A report of the Estimated Actual Expenditures for last year's actions may be found in the Annual Update Expenditures Table.

Increased or Improved Services for Foster Youth, English Learners, and Low-Income Students [2021-22]

Percentage to Increase or Improve Services	Increased Apportionment based on the Enrollment of Foster Youth, English Learners, and Low-income students
7.16%	\$216,670

The Budgeted Expenditures for Actions identified as Contributing may be found in the Increased or Improved Services Expenditures Table.

Required Descriptions

For each action being provided to an entire school, or across the entire school district or county office of education (COE), an explanation of (1) how the needs of foster youth, English learners, and low-income students were considered first, and (2) how these actions are effective in meeting the goals for these students.

Using the calculation tool provided by the state, Sanger Unified School District has calculated that it will receive \$21,325,357 in Supplemental and Concentration funding under the Local Control Funding Formula (LCFF). The details of the required justifications for how the district is increasing and improving services for the unduplicated student groups is contained in the Goals, Actions & Services section of this plan. The contributing action titles are:

Goal and Action Number List Example:

- 1.1: Balanced Literacy-District Pre-School
- 1.2: College and Career Readiness-Career Technology Education, Program (VROP) Personnel Support, Advanced Placement Exams
- 1.3: Technology-Devices for 1:1 Program, Technology Site Support
- 1.4: Professional Learning-District Professional Learning Initiatives, Teacher Development and Retainment
- 1.5: Enrichment Opportunities-Summer School Enrichment, Visual and Performing Arts Support, Dual Language Enrichment Support
- 1.6: Parent and Family Engagement-Parent and Family Engagement Support, Parent Education Program Specialist
- 1.7: Additional Site Allocation- School Site Allocation
- 2.1: Academic Intervention and Support-Additional site After School Program Support, Parent/Student Advocates
- 2.2: Social-Emotional and Behavioral Support-Psychologist at each site, Homeless/Foster Liaison, Restorative Practices Personnel
- 2.3: English Learner Support-EL Program Specialist, English Learner PD
- 3.1: Facilities, Safe School Environment
- 3.2: Additional Transportation

3.3: Class Size Reduction

All actions and expenditures of funds marked as contributing to increased or improved services were developed focusing on the needs, conditions, or circumstances of our unduplicated population with further consideration of the actions design, content, method and/or location that best meets the identified need. All actions were developed using a careful analysis of data and input from our stakeholders. These contributing actions are principally directed toward our unduplicated student population to help Sanger Unified School District be effective in meeting the LEA LCAP goals and the identified needs of the unduplicated student groups. In the goals section of this plan, each action marked “yes” for contributing contains a detailed explanation of how that action is principally directed toward the unduplicated student population and effective in helping close equity and performance gaps and meet the goals of our LEA. We incorporated the language required by 5 CCR

Section 15496 into the description of each specific action’s language because each response is unique and specific to each contributing action in this plan. Our intention in doing this is to increase transparency for stakeholders when reading this plan so they can better understand the rationale behind each unique district-wide action. These actions and services are being performed on a districtwide basis in order increase their overall efficiency and effectiveness.

A description of how services for foster youth, English learners, and low-income students are being increased or improved by the percentage required.

Using the calculation tool provided by the state, our LEA has calculated that it will receive \$21,325,357 in Supplemental and/or Concentration funding under the Local Control Funding Formula (LCFF). The proportionality percentage to increase or improve services has been calculated at 22%. Our LEA has demonstrated that it has met the 22% proportionality percentage by planning to expend all the supplemental and/or concentration funds on actions or services that are principally directed towards the unduplicated student population as summarized in the prompt above and as explained in detail in each contributing action description within this plan.

Total Expenditures Table

LCFF Funds	Other State Funds	Local Funds	Federal Funds	Total Funds
\$216,700.00				\$216,700.00
Totals:		Total Personnel	Total Non-personnel	
Totals:		\$88,000.00	\$128,700.00	

Goal	Action #	Student Group(s)	Title	LCFF Funds	Other State Funds	Local Funds	Federal Funds	Total Funds
1	1	English Learners Foster Youth Low Income	Balanced Literacy	\$17,000.00				\$17,000.00
1	2	English Learners Foster Youth Low Income	College and Career Readiness	\$30,000.00				\$30,000.00
1	3	English Learners Foster Youth Low Income	Technology	\$25,000.00				\$25,000.00
1	4	English Learners Foster Youth Low Income	Professional Learning	\$22,000.00				\$22,000.00
1	5	English Learners Foster Youth Low Income	Enrichment Opportunities	\$29,000.00				\$29,000.00
1	7	English Learners Foster Youth Low Income	Additional Site Allocation	\$30,700.00				\$30,700.00
2	1	English Learners Foster Youth Low Income	Academic Intervention and Support	\$44,000.00				\$44,000.00
2	2	English Learners Foster Youth Low Income	Social-Emotional and Behavioral Support	\$5,000.00				\$5,000.00

Goal	Action #	Student Group(s)	Title	LCFF Funds	Other State Funds	Local Funds	Federal Funds	Total Funds
3	1	English Learners Foster Youth Low Income	Facilities	\$14,000.00				\$14,000.00

Contributing Expenditures Tables

Totals by Type	Total LCFF Funds	Total Funds
Total:	\$216,700.00	\$216,700.00
LEA-wide Total:	\$216,700.00	\$216,700.00
Limited Total:	\$0.00	\$0.00
Schoolwide Total:	\$0.00	\$0.00

Goal	Action #	Action Title	Scope	Unduplicated Student Group(s)	Location	LCFF Funds	Total Funds
1	1	Balanced Literacy	LEA-wide	English Learners Foster Youth Low Income	All Schools	\$17,000.00	\$17,000.00
1	2	College and Career Readiness	LEA-wide	English Learners Foster Youth Low Income	All Schools	\$30,000.00	\$30,000.00
1	3	Technology	LEA-wide	English Learners Foster Youth Low Income	All Schools	\$25,000.00	\$25,000.00
1	4	Professional Learning	LEA-wide	English Learners Foster Youth Low Income	All Schools	\$22,000.00	\$22,000.00
1	5	Enrichment Opportunities	LEA-wide	English Learners Foster Youth Low Income	All Schools	\$29,000.00	\$29,000.00
1	7	Additional Site Allocation	LEA-wide	English Learners Foster Youth Low Income	All Schools	\$30,700.00	\$30,700.00
2	1	Academic Intervention and Support	LEA-wide	English Learners Foster Youth Low Income	All Schools	\$44,000.00	\$44,000.00

Goal	Action #	Action Title	Scope	Unduplicated Student Group(s)	Location	LCFF Funds	Total Funds
2	2	Social-Emotional and Behavioral Support	LEA-wide	English Learners Foster Youth Low Income	All Schools	\$5,000.00	\$5,000.00
3	1	Facilities	LEA-wide	English Learners Foster Youth Low Income	All Schools	\$14,000.00	\$14,000.00

Annual Update Table Year 1 [2021-22]

Annual update of the 2021-22 goals will occur during the 2022-23 update cycle.

Last Year's Goal #	Last Year's Action #	Prior Action/Service Title	Contributed to Increased or Improved Services?	Last Year's Total Planned Expenditures	Total Estimated Actual Expenditures
Totals:				Planned Expenditure Total	Estimated Actual Total
Totals:					

Instructions

[Plan Summary](#)

[Stakeholder Engagement](#)

[Goals and Actions](#)

[Increased or Improved Services for Foster Youth, English Learners, and Low-Income Students](#)

For additional questions or technical assistance related to the completion of the LCAP template, please contact the local COE, or the California Department of Education's (CDE's) Local Agency Systems Support Office by phone at 916-319-0809 or by email at lcff@cde.ca.gov.

Introduction and Instructions

The Local Control Funding Formula (LCFF) requires LEAs to engage their local stakeholders in an annual planning process to evaluate their progress within eight state priority areas encompassing all statutory metrics (COEs have ten state priorities). LEAs document the results of this planning process in the Local Control and Accountability Plan (LCAP) using the template adopted by the State Board of Education.

The LCAP development process serves three distinct, but related functions:

- **Comprehensive Strategic Planning:** The process of developing and annually updating the LCAP supports comprehensive strategic planning (California Education Code [EC] 52064(e)(1)). Strategic planning that is comprehensive connects budgetary decisions to teaching and learning performance data. Local educational agencies (LEAs) should continually evaluate the hard choices they make about the use of limited resources to meet student and community needs to ensure opportunities and outcomes are improved for all students.
- **Meaningful Stakeholder Engagement:** The LCAP development process should result in an LCAP that reflects decisions made through meaningful stakeholder engagement (EC 52064(e)(1)). Local stakeholders possess valuable perspectives and insights about an LEA's programs and services. Effective strategic planning will incorporate these perspectives and insights in order to identify potential goals and actions to be included in the LCAP.
- **Accountability and Compliance:** The LCAP serves an important accountability function because aspects of the LCAP template require LEAs to show that they have complied with various requirements specified in the LCFF statutes and regulations, most notably:
 - Demonstrating that LEAs are increasing or improving services for foster youth, English learners, and low-income students in proportion to the amount of additional funding those students generate under LCFF (EC 52064(b)(4-6)).
 - Establishing goals, supported by actions and related expenditures, that address the statutory priority areas and statutory metrics (EC 52064(b)(1) & (2)).

- o Annually reviewing and updating the LCAP to reflect progress toward the goals (*EC 52064(b)(7)*).

The LCAP template, like each LEA's final adopted LCAP, is a document, not a process. LEAs must use the template to memorialize the outcome of their LCAP development process, which should: (a) reflect comprehensive strategic planning (b) through meaningful engagement with stakeholders that (c) meets legal requirements, as reflected in the final adopted LCAP. The sections included within the LCAP template do not and cannot reflect the full development process, just as the LCAP template itself is not intended as a stakeholder engagement tool.

If a county superintendent of schools has jurisdiction over a single school district, the county board of education and the governing board of the school district may adopt and file for review and approval a single LCAP consistent with the requirements in *EC* sections 52060, 52062, 52066, 52068, and 52070. The LCAP must clearly articulate to which entity's budget (school district or county superintendent of schools) all budgeted and actual expenditures are aligned.

The revised LCAP template for the 2021–22, 2022–23, and 2023–24 school years reflects statutory changes made through Assembly Bill 1840 (Committee on Budget), Chapter 243, Statutes of 2018. These statutory changes enhance transparency regarding expenditures on actions included in the LCAP, including actions that contribute to meeting the requirement to increase or improve services for foster youth, English learners, and low-income students, and to streamline the information presented within the LCAP to make adopted LCAPs more accessible for stakeholders and the public.

At its most basic, the adopted LCAP should attempt to distill not just what the LEA is doing, but also allow stakeholders to understand why, and whether those strategies are leading to improved opportunities and outcomes for students. LEAs are strongly encouraged to use language and a level of detail in their adopted LCAPs intended to be meaningful and accessible for the LEA's diverse stakeholders and the broader public.

In developing and finalizing the LCAP for adoption, LEAs are encouraged to keep the following overarching frame at the forefront of the strategic planning and stakeholder engagement functions:

- Given present performance across the state priorities and on indicators in the California School Dashboard, how is the LEA using its budgetary resources to respond to student and community needs, and address any performance gaps, including by meeting its obligation to increase or improve services for foster youth, English learners, and low-income students?

LEAs are encouraged to focus on a set of metrics or a set of actions that the LEA believes, based on input gathered from stakeholders, research, and experience, will have the biggest impact on behalf of its students.

These instructions address the requirements for each section of the LCAP, but may include information about effective practices when developing the LCAP and completing the LCAP itself. Additionally, information is included at the beginning of each section emphasizing the purpose that each section serves.

Plan Summary

Purpose

A well-developed Plan Summary section provides a meaningful context for the LCAP. This section provides information about an LEA's community as well as relevant information about student needs and performance. In order to provide a meaningful context for the rest of the LCAP, the content of this section should be clearly and meaningfully related to the content included in the subsequent sections of the LCAP.

Requirements and Instructions

General Information – Briefly describe the students and community. For example, information about an LEA in terms of geography, enrollment, or employment, the number and size of specific schools, recent community challenges, and other such information as an LEA wishes to include can enable a reader to more fully understand an LEA's LCAP.

Reflections: Successes – Based on a review of performance on the state indicators and local performance indicators included in the Dashboard, progress toward LCAP goals, local self-assessment tools, stakeholder input, and any other information, what progress is the LEA most proud of and how does the LEA plan to maintain or build upon that success? This may include identifying specific examples of how past increases or improvements in services for foster youth, English learners, and low-income students have led to improved performance for these students.

Reflections: Identified Need – Referring to the Dashboard, identify: (a) any state indicator for which overall performance was in the “Red” or “Orange” performance category or any local indicator where the LEA received a “Not Met” or “Not Met for Two or More Years” rating AND (b) any state indicator for which performance for any student group was two or more performance levels below the “all student” performance. What steps is the LEA planning to take to address these areas of low performance and performance gaps? Other needs may be identified using locally collected data including data collected to inform the self-reflection tools and reporting local indicators on the Dashboard.

LCAP Highlights – Identify and briefly summarize the key features of this year's LCAP.

Comprehensive Support and Improvement – An LEA with a school or schools identified for comprehensive support and improvement (CSI) under the Every Student Succeeds Act must respond to the following prompts:

- **Schools Identified:** Identify the schools within the LEA that have been identified for CSI.
- **Support for Identified Schools:** Describe how the LEA has or will support the identified schools in developing CSI plans that included a school-level needs assessment, evidence-based interventions, and the identification of any resource inequities to be addressed through the implementation of the CSI plan.
- **Monitoring and Evaluating Effectiveness:** Describe how the LEA will monitor and evaluate the implementation and effectiveness of the CSI plan to support student and school improvement.

Stakeholder Engagement

Purpose

Significant and purposeful engagement of parents, students, educators, and other stakeholders, including those representing the student groups identified by LCPF, is critical to the development of the LCAP and the budget process. Consistent with statute, such stakeholder engagement should support comprehensive strategic planning, accountability, and improvement across the state priorities and locally identified priorities (*EC 52064(e)(1)*). Stakeholder engagement is an ongoing, annual process.

This section is designed to reflect how stakeholder engagement influenced the decisions reflected in the adopted LCAP. The goal is to allow stakeholders that participated in the LCAP development process and the broader public understand how the LEA engaged stakeholders and the impact of that engagement. LEAs are encouraged to keep this goal in the forefront when completing this section.

Statute and regulations specify the stakeholder groups that school districts and COEs must consult when developing the LCAP: teachers, principals, administrators, other school personnel, local bargaining units of the LEA, parents, and students. Before adopting the LCAP, school districts and COEs must share it with the Parent Advisory Committee and, if applicable, to its English Learner Parent Advisory Committee. The superintendent is required by statute to respond in writing to the comments received from these committees. School districts and COEs must also consult with the special education local plan area administrator(s) when developing the LCAP. Statute requires charter schools to consult with teachers, principals, administrators, other school personnel, parents, and students in developing the LCAP. The LCAP should also be shared with, and LEAs should request input from, schoolsite-level advisory groups, as applicable (e.g., schoolsite councils, English Learner Advisory Councils, student advisory groups, etc.), to facilitate alignment between schoolsite and district-level goals and actions.

Information and resources that support effective stakeholder engagement, define student consultation, and provide the requirements for advisory group composition, can be found under Resources on the following web page of the CDE's website: <https://www.cde.ca.gov/rel/c/>.

Requirements and Instructions

Below is an excerpt from the 2018–19 *Guide for Annual Audits of K–12 Local Education Agencies and State Compliance Reporting*, which is provided to highlight the legal requirements for stakeholder engagement in the LCAP development process:

Local Control and Accountability Plan:

For county offices of education and school districts only, verify the LEA:

- a) Presented the local control and accountability plan to the parent advisory committee in accordance with Education Code section 52062(a)(1) or 52068(a)(1), as appropriate.
- b) If applicable, presented the local control and accountability plan to the English learner parent advisory committee, in accordance with Education Code section 52062(a)(2) or 52068(a)(2), as appropriate.

c) Notified members of the public of the opportunity to submit comments regarding specific actions and expenditures proposed to be included in the local control and accountability plan in accordance with Education Code section 52062(a)(3) or 52068(a)(3), as appropriate.

d) Held at least one public hearing in accordance with Education Code section 52062(b)(1) or 52068(b)(1), as appropriate.

e) Adopted the local control and accountability plan in a public meeting in accordance with Education Code section 52062(b)(2) or 52068(b)(2), as appropriate.

Prompt 1: “A summary of the stakeholder process and how the stakeholder engagement was considered before finalizing the LCAP.”

Describe the stakeholder engagement process used by the LEA to involve stakeholders in the development of the LCAP, including, at a minimum, describing how the LEA met its obligation to consult with all statutorily required stakeholder groups as applicable to the type of LEA. A sufficient response to this prompt must include general information about the timeline of the process and meetings or other engagement strategies with stakeholders. A response may also include information about an LEA’s philosophical approach to stakeholder engagement.

Prompt 2: “A summary of the feedback provided by specific stakeholder groups.”

Describe and summarize the stakeholder feedback provided by specific stakeholders. A sufficient response to this prompt will indicate ideas, trends, or inputs that emerged from an analysis of the feedback received from stakeholders.

Prompt 3: “A description of the aspects of the LCAP that were influenced by specific stakeholder input.”

A sufficient response to this prompt will provide stakeholders and the public clear, specific information about how the stakeholder engagement process influenced the development of the LCAP. The response must describe aspects of the LCAP that were influenced by or developed in response to the stakeholder feedback described in response to Prompt 2. This may include a description of how the LEA prioritized stakeholder requests within the context of the budgetary resources available or otherwise prioritized areas of focus within the LCAP. For the purposes of this prompt, “aspects” of an LCAP that may have been influenced by stakeholder input can include, but are not necessarily limited to:

- Inclusion of a goal or decision to pursue a Focus Goal (as described below)
- Inclusion of metrics other than the statutorily required metrics
- Determination of the desired outcome on one or more metrics
- Inclusion of performance by one or more student groups in the Measuring and Reporting Results subsection
- Inclusion of action(s) or a group of actions
- Elimination of action(s) or group of actions
- Changes to the level of proposed expenditures for one or more actions
- Inclusion of action(s) as contributing to increased or improved services for unduplicated services
- Determination of effectiveness of the specific actions to achieve the goal
- Determination of material differences in expenditures

- Determination of changes made to a goal for the ensuing LCAP year based on the annual update process
- Determination of challenges or successes in the implementation of actions

Goals and Actions

Purpose

Well-developed goals will clearly communicate to stakeholders what the LEA plans to accomplish, what the LEA plans to do in order to accomplish the goal, and how the LEA will know when it has accomplished the goal. A goal statement, associated metrics and expected outcomes, and the actions included in the goal should be in alignment. The explanation for why the LEA included a goal is an opportunity for LEAs to clearly communicate to stakeholders and the public why, among the various strengths and areas for improvement highlighted by performance data and strategies and actions that could be pursued, the LEA decided to pursue this goal, and the related metrics, expected outcomes, actions, and expenditures.

A well-developed goal can be focused on the performance relative to a metric or metrics for all students, a specific student group(s), narrowing performance gaps, or implementing programs or strategies expected to impact outcomes. LEAs should assess the performance of their student groups when developing goals and the related actions to achieve such goals.

Requirements and Instructions

LEAs should prioritize the goals, specific actions, and related expenditures included within the LCAP within one or more state priorities. LEAs should consider performance on the state and local indicators, including their locally collected and reported data for the local indicators that are included in the Dashboard in determining whether and how to prioritize its goals within the LCAP.

In order to support prioritization of goals, the LCAP template provides LEAs with the option of developing three different kinds of goals:

- Focus Goal: A Focus Goal is relatively more concentrated in scope and may focus on a fewer number of metrics to measure improvement. A Focus Goal statement will be time bound and make clear how the goal is to be measured.
- Broad Goal: A Broad Goal is relatively less concentrated in its scope and may focus on improving performance across a wide range of metrics.
- Maintenance of Progress Goal: A Maintenance Goal includes actions that may be ongoing without significant changes and allows an LEA to track performance on any metrics not addressed in the other goals of the LCAP.

At a minimum, the LCAP must address all LCFF priorities and associated metrics.

Focus Goal(s)

Goal Description: The description provided for a Focus Goal must be specific, measurable, and time bound. An LEA develops a Focus Goal to address areas of need that may require or benefit from a more specific and data intensive approach. The Focus Goal can explicitly reference the metric(s) by which achievement of the goal will be measured and the time frame according to which the LEA expects to achieve the goal.

Explanation of why the LEA has developed this goal: Explain why the LEA has chosen to prioritize this goal. An explanation must be based on Dashboard data or other locally collected data. LEAs must describe how the LEA identified this goal for focused attention, including relevant consultation with stakeholders. LEAs are encouraged to promote transparency and understanding around the decision to pursue a focus goal.

Broad Goal

Goal Description: Describe what the LEA plans to achieve through the actions included in the goal. The description of a broad goal will be clearly aligned with the expected measurable outcomes included for the goal. The goal description organizes the actions and expected outcomes in a cohesive and consistent manner. A goal description is specific enough to be measurable in either quantitative or qualitative terms. A broad goal is not as specific as a focus goal. While it is specific enough to be measurable, there are many different metrics for measuring progress toward the goal.

Explanation of why the LEA has developed this goal: Explain why the LEA developed this goal and how the actions and metrics grouped together will help achieve the goal.

Maintenance of Progress Goal

Goal Description: Describe how the LEA intends to maintain the progress made in the LFFF State Priorities not addressed by the other goals in the LCAP. Use this type of goal to address the state priorities and applicable metrics not addressed within the other goals in the LCAP. The state priorities and metrics to be addressed in this section are those for which the LEA, in consultation with stakeholders, has determined to maintain actions and monitor progress while focusing implementation efforts on the actions covered by other goals in the LCAP.

Explanation of why the LEA has developed this goal: Explain how the actions will sustain the progress exemplified by the related metrics.

Measuring and Reporting Results:

For each LCAP year, identify the metric(s) that the LEA will use to track progress toward the expected outcomes. LEAs are encouraged to identify metrics for specific student groups, as appropriate, including expected outcomes that would reflect narrowing of any existing performance gaps.

Include in the baseline column the most recent data associated with this metric available at the time of adoption of the LCAP for the first year of the three-year plan. LEAs may use data as reported on the 2019 Dashboard for the baseline of a metric only if that data represents the most recent available (e.g. high school graduation rate).

Using the most recent data available may involve reviewing data the LEA is preparing for submission to the California Longitudinal Pupil Achievement Data System (CALPADS) or data that the LEA has recently submitted to CALPADS. Because final 2020–2021 outcomes on some metrics may not be computable at the time the 2021–24 LCAP is adopted (e.g. graduation rate, suspension rate), the most recent data available may include a point in time calculation taken each year on the same date for comparability purposes.

The baseline data shall remain unchanged throughout the three-year LCAP.

Complete the table as follows:

- **Metric:** Indicate how progress is being measured using a metric.
- **Baseline:** Enter the baseline when completing the LCAP for 2021–22. As described above, the baseline is the most recent data associated with a metric. Indicate the school year to which the data applies, consistent with the instructions above.
- **Year 1 Outcome:** When completing the LCAP for 2022–23, enter the most recent data available. Indicate the school year to which the data applies, consistent with the instructions above.
- **Year 2 Outcome:** When completing the LCAP for 2023–24, enter the most recent data available. Indicate the school year to which the data applies, consistent with the instructions above.
- **Year 3 Outcome:** When completing the LCAP for 2024–25, enter the most recent data available. Indicate the school year to which the data applies, consistent with the instructions above. The 2024–25 LCAP will be the first year in the next three-year cycle. Completing this column will be part of the Annual Update for that year.
- **Desired Outcome for 2023-24:** When completing the first year of the LCAP, enter the desired outcome for the relevant metric the LEA expects to achieve by the end of the 2023–24 LCAP year.

Timeline for completing the “Measuring and Reporting Results” part of the Goal.

Metric	Baseline	Year 1 Outcome	Year 2 Outcome	Year 3 Outcome	Desired Outcome for Year 3 (2023-24)
Enter information in this box when completing the LCAP for 2021–22 .	Enter information in this box when completing the LCAP for 2021–22 .	Enter information in this box when completing the LCAP for 2022–23 . Leave blank until then.	Enter information in this box when completing the LCAP for 2023–24 . Leave blank until then.	Enter information in this box when completing the LCAP for 2024–25 . Leave blank until then.	Enter information in this box when completing the LCAP for 2021–22 .

The metrics may be quantitative or qualitative; but at minimum, an LEA’s LCAP must include goals that are measured using all of the applicable metrics for the related state priorities, in each LCAP year as applicable to the type of LEA. To the extent a state priority does not specify one or more metrics (e.g., implementation of state academic content and performance standards), the LEA must identify a metric to use within the LCAP. For these state priorities, LEAs are encouraged to use metrics based on or reported through the relevant self-reflection tool for local indicators within the Dashboard.

Actions: Enter the action number. Provide a short title for the action. This title will also appear in the expenditure tables. Provide a description of the action. Enter the total amount of expenditures associated with this action. Budgeted expenditures from specific fund sources will be provided in the summary expenditure tables. Indicate whether the action contributes to meeting the increase or improved services requirement as described in the Increased or Improved Services section using a “Y” for Yes or an “N” for No. (Note: for each such action offered on an LEA-wide or schoolwide basis, the LEA will need to provide additional information in the Increased or Improved Summary Section to address the requirements in *California Code of Regulations, Title 5 [5 CCR] Section 15496(b)* in the Increased or Improved Services Section of the LCAP).

Actions for English Learners: School districts, COEs, and charter schools that have a numerically significant English learner student subgroup must include specific actions in the LCAP related to, at a minimum, the language acquisition programs, as defined in EC Section 306, provided to students and professional development activities specific to English learners.

Actions for Foster Youth: School districts, COEs, and charter schools that have a numerically significant Foster Youth student subgroup are encouraged to include specific actions in the LCAP designed to meet needs specific to Foster Youth students.

Goal Analysis:

Enter the LCAP Year

Using actual annual measurable outcome data, including data from the Dashboard, analyze whether the planned actions were effective in achieving the goal. Respond to the prompts as instructed.

- Describe the overall implementation of the actions to achieve the articulated goal. Include a discussion of relevant challenges and successes experienced with the implementation process. This must include any instance where the LEA did not implement a planned action or implemented a planned action in a manner that differs substantively from how it was described in the adopted LCAP.
- Explain material differences between Budgeted Expenditures and Estimated Actual Expenditures. Minor variances in expenditures do not need to be addressed, and a dollar-for-dollar accounting is not required.
- Describe the effectiveness of the specific actions to achieve the articulated goal as measured by the LEA. In some cases, not all actions in a goal will be intended to improve performance on all of the metrics associated with the goal. When responding to this prompt, LEAs may assess the effectiveness of a single action or group of actions within the goal in the context of performance on a single metric or group of specific metrics within the goal that are applicable to the action(s). Grouping actions with metrics will allow for more robust analysis of whether the strategy the LEA is using to impact a specified set of metrics is working and increase transparency for stakeholders. LEAs are encouraged to use such an approach when goals include multiple actions and metrics that are not closely associated.
- Describe any changes made to this goal, expected outcomes, metrics, or actions to achieve this goal as a result of this analysis and analysis of the data provided in the Dashboard or other local data, as applicable.

Increased or Improved Services for Foster Youth, English Learners, and Low-Income Students

Purpose

A well-written Increased or Improved Services section provides stakeholders with a comprehensive description, within a single dedicated section, of how an LEA plans to increase or improved services for its unduplicated students as compared to all students and how LEA-wide or schoolwide actions identified for this purpose meet regulatory requirements. Descriptions provided should include sufficient detail yet be succinctly succinct to promote a broader understanding of stakeholders to facilitate their ability to provide input. An LEA's description in this section must align with the actions included in the Goals and Actions section as contributing.

Requirements and Instructions

This section must be completed for each LCAP year.

When developing the LCAP in year 2 or year 3, copy the "Increased or Improved Services" section and enter the appropriate LCAP year.

Using the copy of the section, complete the section as required for the relevant LCAP year. Retain all prior year sections for each of the three years within the LCAP.

Percentage to Increase or Improve Services: Identify the percentage by which services for unduplicated pupils must be increased or improved as compared to the services provided to all students in the LCAP year as calculated pursuant to 5 CCR Section 15496(a)(7).

Increased Apportionment based on the enrollment of Foster Youth, English Learners, and Low-Income Students: Specify the estimate of the amount of funds apportioned on the basis of the number and concentration of unduplicated pupils for the LCAP year.

Required Descriptions:

For each action being provided to an entire school, or across the entire school district or county office of education (COE), an explanation of (1) how the needs of foster youth, English learners, and low-income students were considered first, and (2) how these actions are effective in meeting the goals for these students.

For each action included in the Goals and Actions section as contributing to the increased or improved services requirement for unduplicated pupils and provided on an LEA-wide or schoolwide basis, the LEA must include an explanation consistent with 5 CCR Section 15496(b). For any such actions continued into the 2021–24 LCAP from the 2017–2020 LCAP, the LEA must determine whether or not the action was effective as expected, and this determination must reflect evidence of outcome data or actual implementation to date.

Principally Directed and Effective: An LEA demonstrates how an action is principally directed towards and effective in meeting the LEA’s goals for unduplicated students when the LEA explains how:

- It considers the needs, conditions, or circumstances of its unduplicated pupils;
- The action, or aspect(s) of the action (including, for example, its design, content, methods, or location), is based on these considerations; and
- The action is intended to help achieve an expected measurable outcome of the associated goal.

As such, the response provided in this section may rely on a needs assessment of unduplicated students.

Conclusory statements that a service will help achieve an expected outcome for the goal, without an explicit connection or further explanation as to how, are not sufficient. Further, simply stating that an LEA has a high enrollment percentage of a specific student group or groups does not meet the increase or improve services standard because enrolling students is not the same as serving students.

For example, if an LEA determines that low-income students have a significantly lower attendance rate than the attendance rate for all students, it might justify LEA-wide or schoolwide actions to address this area of need in the following way:

After assessing the needs, conditions, and circumstances of our low-income students, we learned that the attendance rate of our low-income students is 7% lower than the attendance rate for all students. (Needs, Conditions, Circumstances [Principally Directed])

In order to address this condition of our low-income students, we will develop and implement a new attendance program that is designed to address some of the major causes of absenteeism, including lack of reliable transportation and food, as well as a school

climate that does not emphasize the importance of attendance. Goal N, Actions X, Y, and Z provide additional transportation and nutritional resources as well as a districtwide educational campaign on the benefits of high attendance rates. (Contributing Action(s))

These actions are being provided on an LEA-wide basis and we expect/hope that all students with less than a 100% attendance rate will benefit. However, because of the significantly lower attendance rate of low-income students, and because the actions meet needs most associated with the chronic stresses and experiences of a socio-economically disadvantaged status, we expect that the attendance rate for our low-income students will increase significantly more than the average attendance rate of all other students. (Measurable Outcomes [Effective In])

COEs and Charter Schools: Describe how actions included as contributing to meeting the increased or improved services requirement on an LEA-wide basis are principally directed to and effective in meeting its goals for unduplicated pupils in the state and any local priorities as described above. In the case of COEs and charter schools, schoolwide and LEA-wide are considered to be synonymous.

For School Districts Only:

Actions Provided on an LEA-Wide Basis:

Unduplicated Percentage > 55%: For school districts with an unduplicated pupil percentage of 55% or more, describe how these actions are principally directed to and effective in meeting its goals for unduplicated pupils in the state and any local priorities as described above.

Unduplicated Percentage < 55%: For school districts with an unduplicated pupil percentage of less than 55%, describe how these actions are principally directed to and effective in meeting its goals for unduplicated pupils in the state and any local priorities. Also describe how the actions **are the most effective use of the funds** to meet these goals for its unduplicated pupils. Provide the basis for this determination, including any alternatives considered, supporting research, experience, or educational theory.

Actions Provided on a Schoolwide Basis:

School Districts must identify in the description those actions being funded and provided on a schoolwide basis, and include the required description supporting the use of the funds on a schoolwide basis.

For schools with 40% or more enrollment of unduplicated pupils: Describe how these actions are principally directed to and effective in meeting its goals for its unduplicated pupils in the state and any local priorities.

For school districts expending funds on a schoolwide basis at a school with less than 40% enrollment of unduplicated pupils: Describe how these actions are principally directed to and how the actions are the most effective use of the funds to meet its goals for foster youth, English learners, and low-income students in the state and any local priorities.

“A description of how services for foster youth, English learners, and low-income students are being increased or improved by the percentage required.”

Consistent with the requirements of 5 CCR Section 15496, describe how services provided for unduplicated pupils are increased or improved by at least the percentage calculated as compared to the services provided for all students in the LCAP year. To improve services means to grow services in quality and to increase services means to grow services in quantity. Services are increased or improved by those actions in the LCAP that are included in the Goals and Actions section as contributing to the increased or improved services requirement. This description must address how these action(s) are expected to result in the required proportional increase or improvement in services for unduplicated pupils as compared to the services the LEA provides to all students for the relevant LCAP year.

Expenditure Tables

Complete the Data Entry table for each action in the LCAP. The information entered into this table will automatically populate the other Expenditure Tables. All information is entered into the Data Entry table. Do not enter data into the other tables.

The following expenditure tables are required to be included in the LCAP as adopted by the local governing board or governing body:

- Table 1: Actions
- Table 2: Total Expenditures
- Table 3: Contributing Expenditures
- Table 4: Annual Update Expenditures

The Data Entry table may be included in the LCAP as adopted by the local governing board or governing body, but is not required to be included.

In the Data Entry table, provide the following information for each action in the LCAP for the relevant LCAP year:

- **Goal #:** Enter the LCAP Goal number for the action.
- **Action #:** Enter the action's number as indicated in the LCAP Goal.
- **Action Title:** Provide a title of the action.
- **Student Group(s):** Indicate the student group or groups who will be the primary beneficiary of the action by entering "All", or by entering a specific student group or groups.
- **Increased / Improved:** Type "Yes" if the action is included as contributing to meeting the increased or improved services; OR, type "No" if the action is **not** included as contributing to meeting the increased or improved services.
- If "Yes" is entered into the Contributing column, then complete the following columns:

- **Scope:** The scope of an action may be LEA-wide (i.e. districtwide, countywide, or charterwide), schoolwide, or limited. An action that is LEA-wide in scope upgrades the entire educational program of the LEA. An action that is schoolwide in scope upgrades the entire educational program of a single school. An action that is limited in its scope is an action that serves only one or more unduplicated student groups.
- **Unduplicated Student Group(s):** Regardless of scope, contributing actions serve one or more unduplicated student groups. Indicate one or more unduplicated student groups for whom services are being increased or improved as compared to what all students receive.
- **Location:** Identify the location where the action will be provided. If the action is provided to all schools within the LEA, the LEA must indicate "All Schools". If the action is provided to specific schools within the LEA or specific grade spans only, the LEA must enter "Specific Schools" or "Specific Grade Spans". Identify the individual school or a subset of schools or grade spans (e.g., all high schools or grades K-5), as appropriate.
- **Time Span:** Enter "ongoing" if the action will be implemented for an indeterminate period of time. Otherwise, indicate the span of time for which the action will be implemented. For example, an LEA might enter "1 Year", or "2 Years", or "6 Months".
- **Personnel Expense:** This column will be automatically calculated based on information provided in the following columns:
 - **Total Personnel:** Enter the total amount of personnel expenditures utilized to implement this action.
 - **Total Non-Personnel:** This amount will be automatically calculated.
- **LCFF Funds:** Enter the total amount of LCFF funds utilized to implement this action, if any. LCFF funds include all funds that make up an LEA's total LCFF target (i.e. base grant, grade span adjustment, supplemental grant, concentration grant, Targeted Instructional Improvement Block Grant, and Home-To-School Transportation).
- **Other State Funds:** Enter the total amount of Other State Funds utilized to implement this action, if any.
- **Local Funds:** Enter the total amount of Local Funds utilized to implement this action, if any.
- **Federal Funds:** Enter the total amount of Federal Funds utilized to implement this action, if any.
- **Total Funds:** This amount is automatically calculated based on amounts entered in the previous four columns.